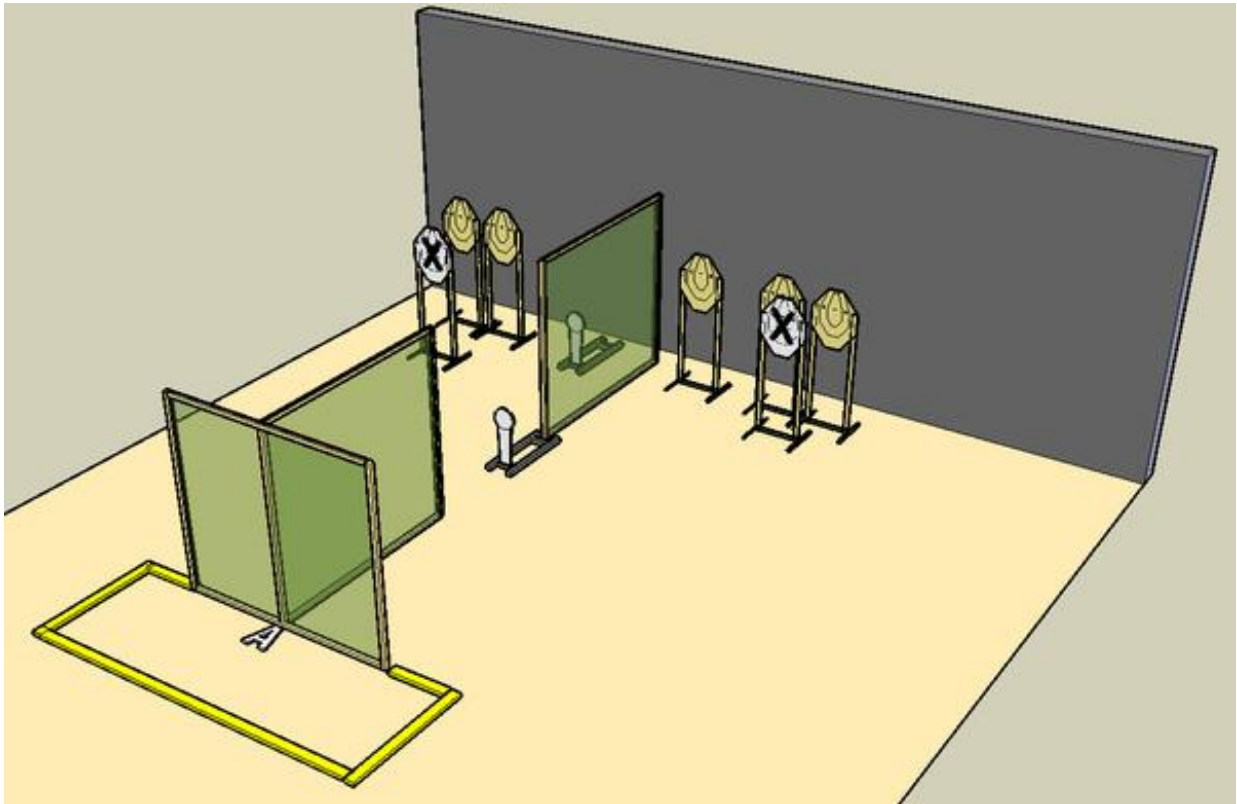


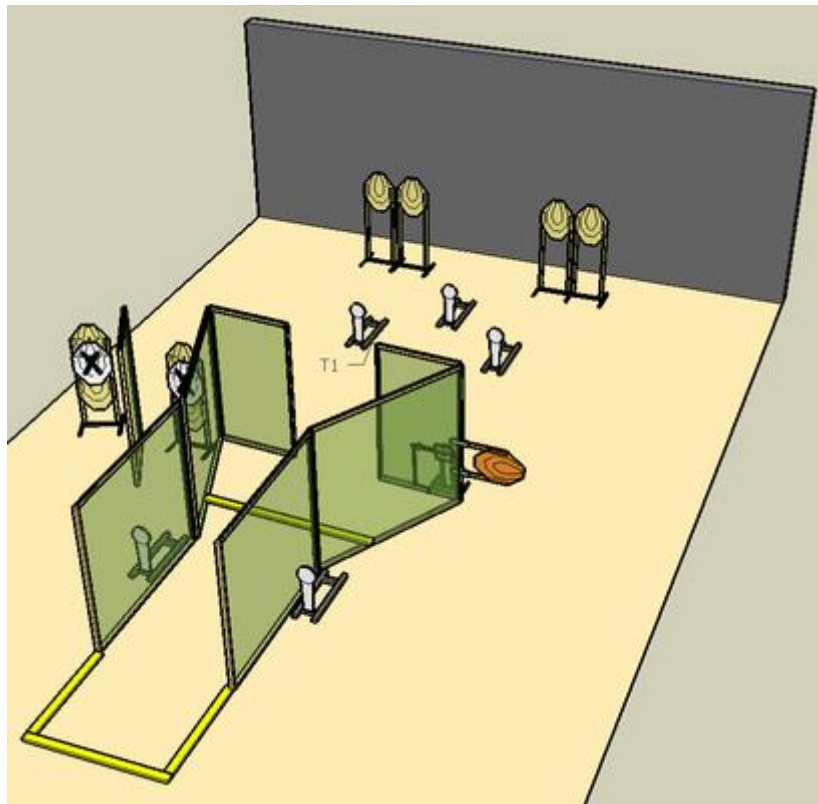
1. Stage 1



CoF	Comstock - Short	Points	60 p
Targets	5 paper, 2 popper, 2 no-shoot, Total 7 targets	Min rounds	12
Firearm	Action Air	Match-%	11.11%

Procedure	Shoot all targets as the become visible.
Starting position	Standing relaxed at the mark
Firearm ready condition	Gun loaded & holstered
Start on	Audible signal
Stop on	Last shot
Penalties	As per current edition of rules
Safety angles	L/R
Setup notes	

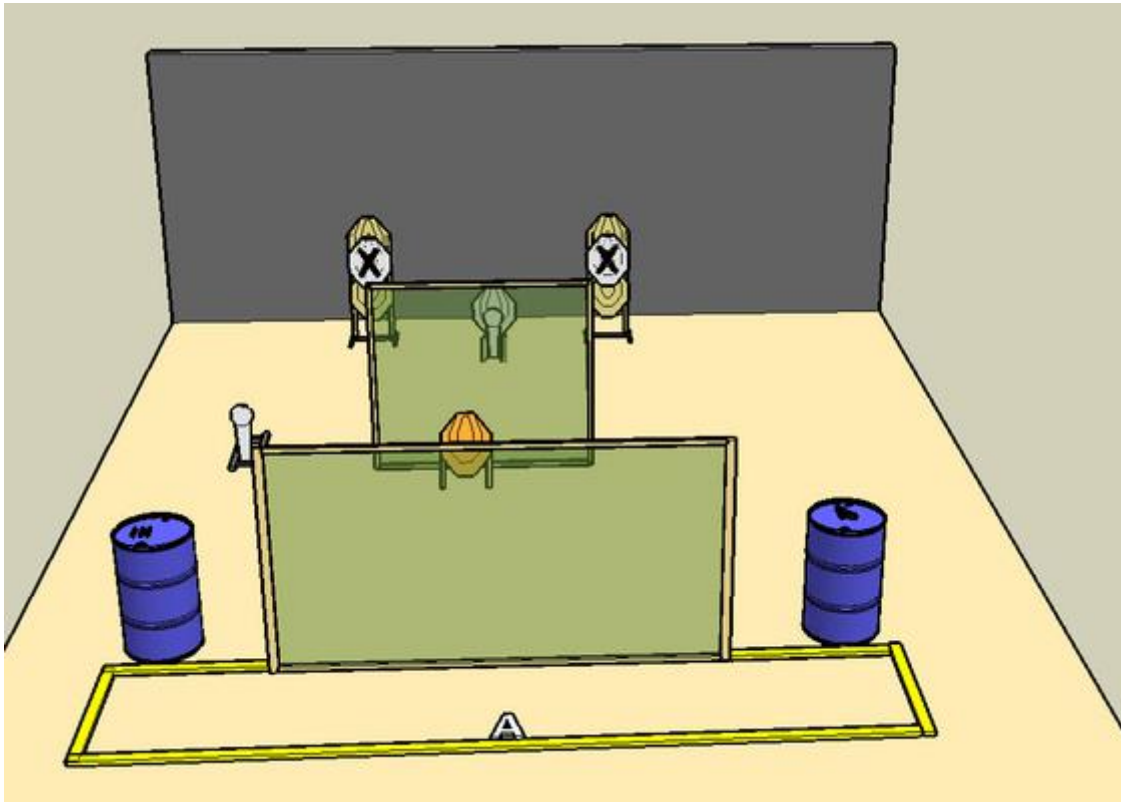
2. Stage 2



CoF	Comstock - Medium	Points	115 p
Targets	9 paper, 5 popper, 2 no-shoot, Total 14 targets	Min rounds	23
Firearm	Action Air	Match-%	21.30%

Procedure	Shoot all targets as they become visible. The firearm nor the shooter should touch any part of the barricades. All shots must be fired from within the demarcated area. The popper will activate the moving target as demonstrated. The moving target is a non-disappearing target		
Starting position	Standing relaxed anywhere in the demarcated area		
Firearm ready condition	Gun loaded and holstered		
Start on	Audible signal		
Stop on	Last shot		
Penalties	As per current edition of rules		
Safety angles	L/R		
Setup notes			

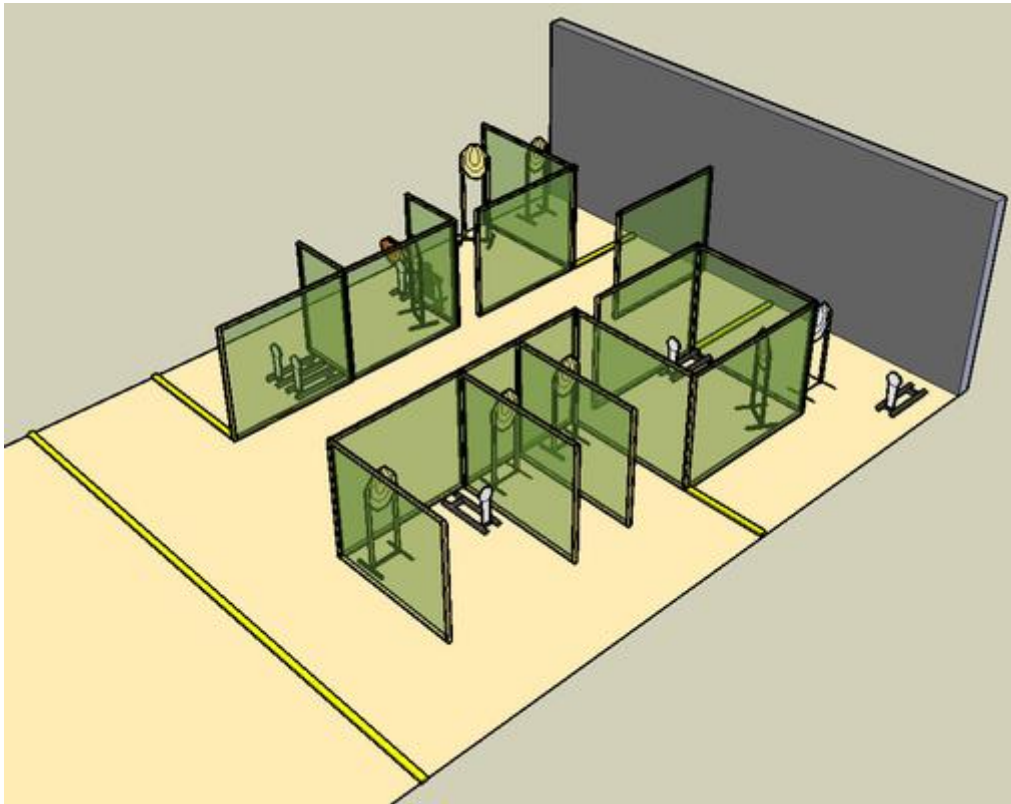
3. Stage 3



CoF	Comstock - Short	Points	60 p
Targets	5 paper, 2 popper, 3 no-shoot, Total 7 targets	Min rounds	12
Firearm	Action Air	Match-%	11.11%

Procedure	Shoot all targets as they become visible. The firearm nor the shooter should touch any part of the barricades.
Starting position	Standing relaxed at the mark, facing downrange
Firearm ready condition	Gun unloaded on one of the barrels; all magazines to be used on the other barrel
Start on	Audible signal
Stop on	Last shot
Penalties	As per current edition of rules
Safety angles	L/R
Setup notes	

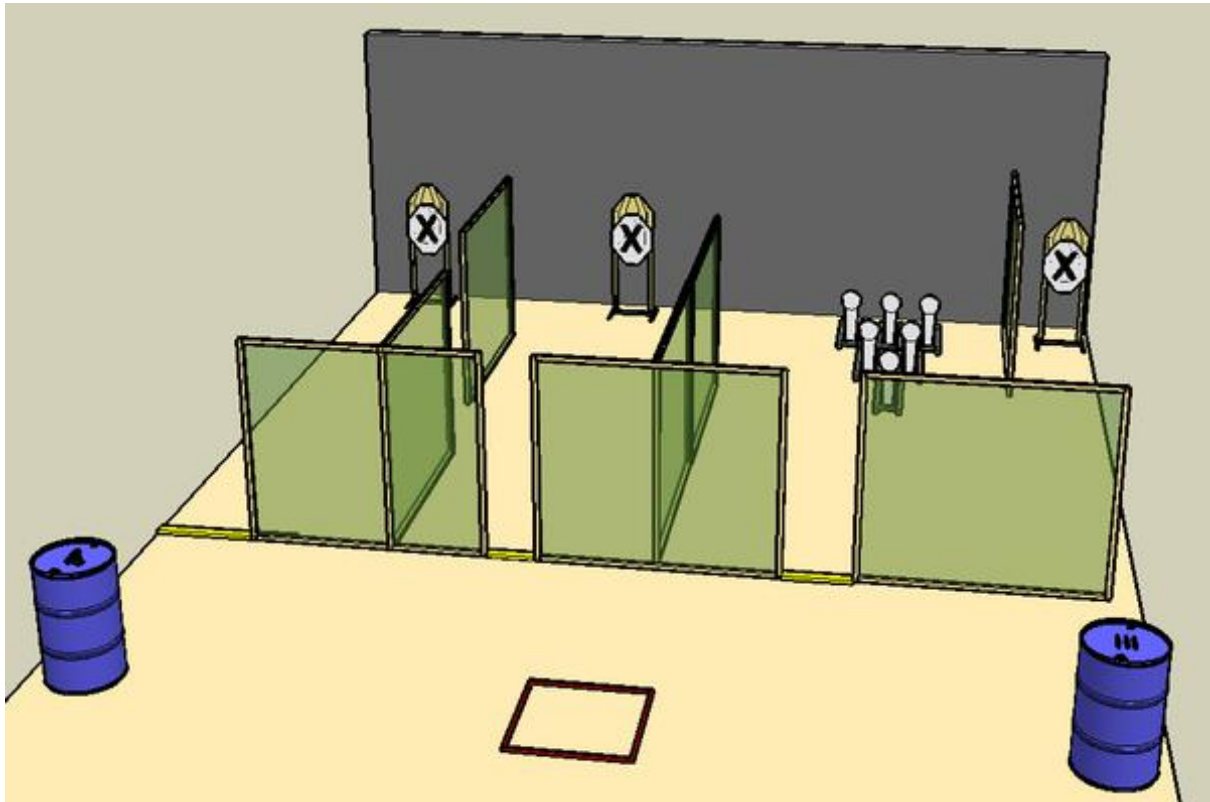
4. Stage 4



CoF	Comstock - Medium	Points	120 p
Targets	9 paper, 6 popper, Total 15 targets	Min rounds	24
Firearm	Action Air	Match-%	22.22%

Procedure	Shoot all targets as they become visible. The firearm nor the shooter should touch any part of the barricades. All shots must be fired from within the demarcated area. The popper will activate the moving target as demonstrated. The moving target is a non-disappearing target.
Starting position	Standing relaxed, facing downrange anywhere in the demarcated area
Firearm ready condition	Gun unloaded and holstered
Start on	Audible signal
Stop on	Last shot
Penalties	As per current edition of rules
Safety angles	L/R
Setup notes	

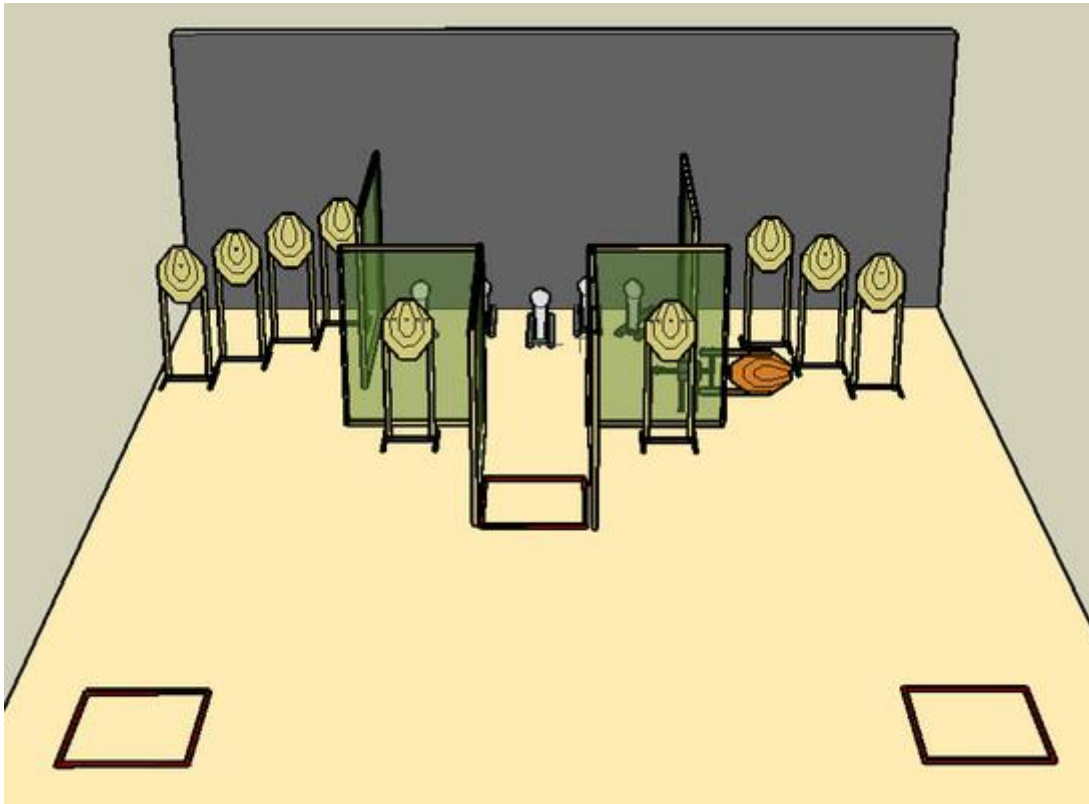
5. Stage 5



CoF	Comstock - Short	Points	60 p
Targets	3 paper, 6 popper, 2 no-shoot, Total 9 targets	Min rounds	12
Firearm	Action Air	Match-%	11.11%

Procedure	Shoot all targets as they become visible. All shots must be fired from within the demarcated area.
Starting position	Standing relaxed in the boxes, facing downrange
Firearm ready condition	Gun unload on one of the barrels, all magazines to be used on the other barrel
Start on	Audible signal
Stop on	Last shot
Penalties	As per current edition of rules
Safety angles	L/R
Setup notes	

6. Stage 6



CoF	Comstock - Long	Points	125 p
Targets	10 paper, 5 popper, Total 15 targets	Min rounds	25
Firearm	Action Air	Match-%	23.15%

Procedure	Shoot all targets as they become visible. The firearm nor the shooter should touch any part of the barricades. The popper will activate the moving target as demonstrated. The moving target is a non-disappearing target. All shots must be fired from within the boxes		
Starting position	Standing relaxed in one of the boxes, facing downrange		
Firearm ready condition	Gun loaded and holstered		
Start on	Audible signal		
Stop on	Last shot		
Penalties	As per current edition of rules		
Safety angles	L/R		
Setup notes			