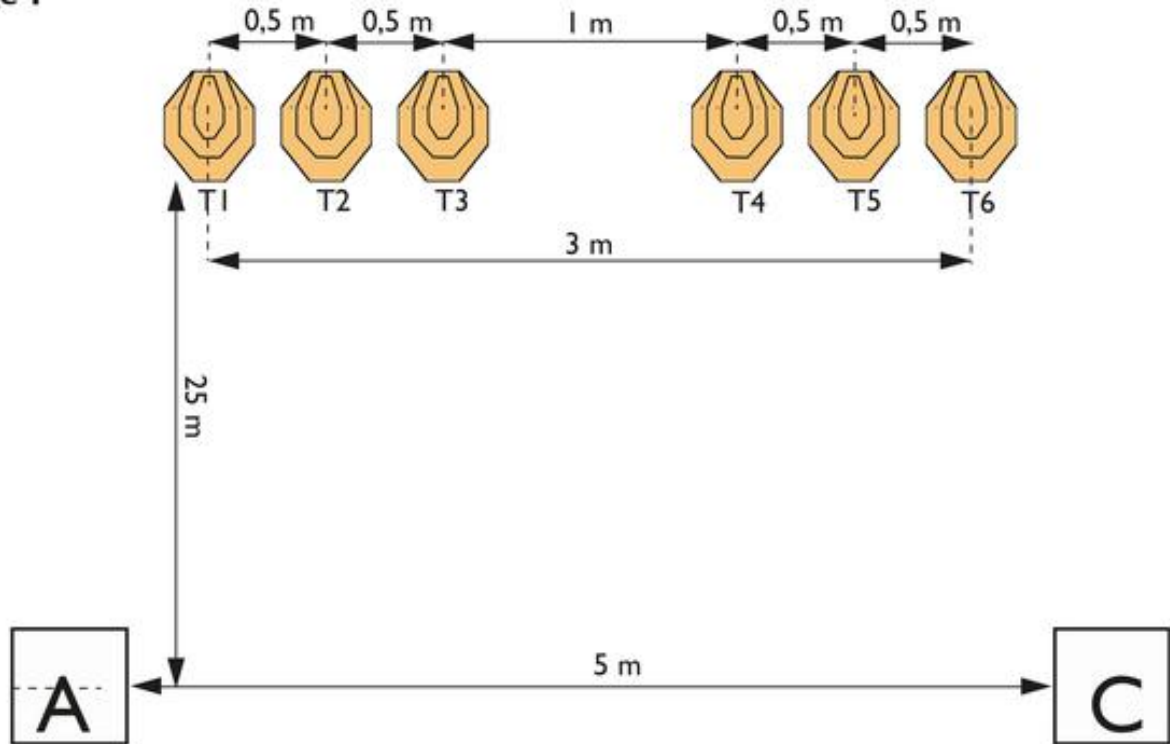


# 1. Reload

## Stage I

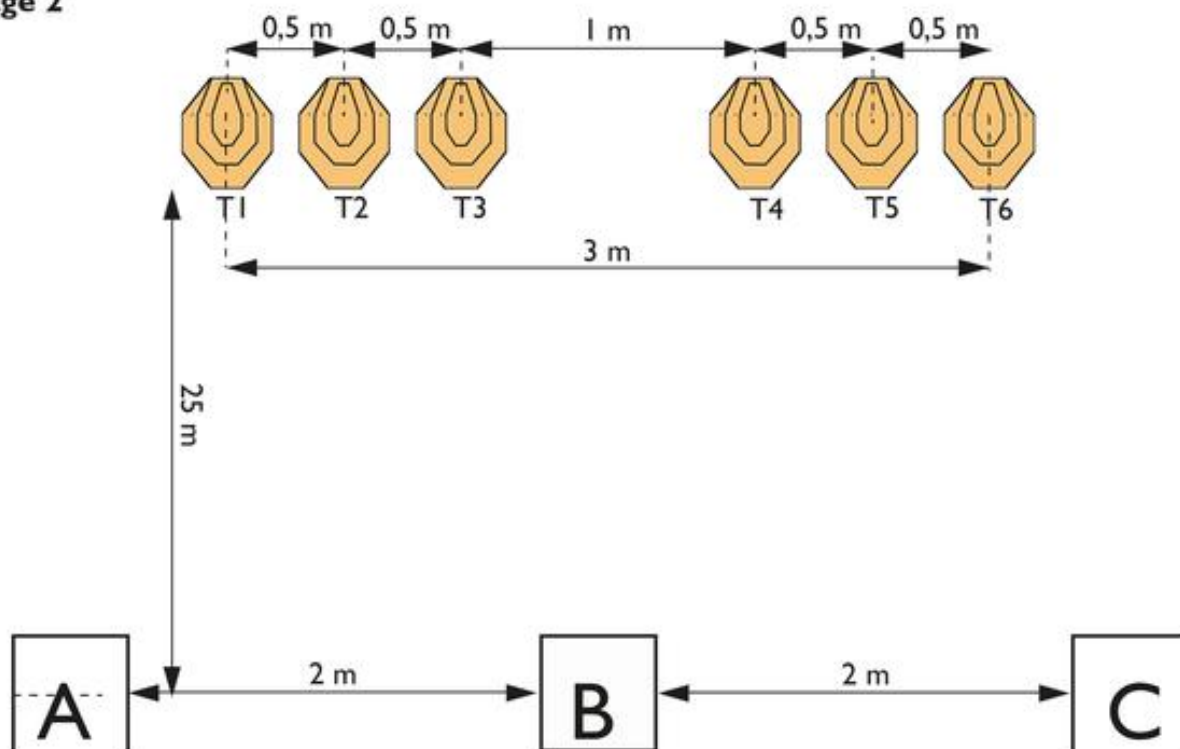


CoF	Comstock - Medium	Points	60 p
Targets	6 paper, Total 6 targets	Min rounds	12
Firearm	Rifle	Match-%	40.00%

Procedure	Start stående i valgfri box, Skyt 3 skiver, spring til motsatt Box, mandantory reload mellom boxene, skyt 3 skiver.
Starting position	Start enten i box A eller C
Firearm ready condition	Option 3
Start on	Audible signal
Stop on	Last shot
Penalties	As per current edition of rules
Safety angles	L/R
Setup notes	Se egen tegning. Bruk bare mini targets. Boksene lages 1x1 meter (boksene kan lages med spray tape etc.)

## 2. Up and down

### Stage 2

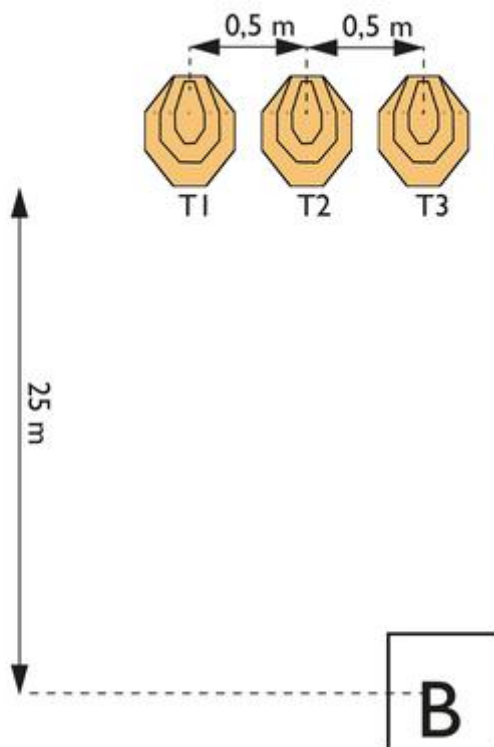


CoF	Comstock - Medium	Points	60 p
Targets	6 paper, Total 6 targets	Min rounds	12
Firearm	Rifle	Match-%	40.00%

Procedure	Start stående i box B, skyt T3 og T4. Rekkefølgen etter box B er valgfri; skyt T1 og T2 liggende fra fault line (box A), og T5 og T6 liggende fra fault line (box C).
Starting position	Start i box B
Firearm ready condition	Option 1
Start on	Audible signal
Stop on	Last shot
Penalties	As per current edition of rules
Safety angles	L/R
Setup notes	Se egen tegning. Bruk bare mini targets. Boks: lages 1x1 meter (boksene kan lages med spray tape etc.)

### 3. Up, knee, down

Stage 3



CoF	Comstock - Short	Points	30 p
Targets	3 paper, Total 3 targets	Min rounds	6
Firearm	Rifle	Match-%	20.00%

Procedure	Skyt 2 skudd pr skive. Valgfritt rekkefølge. To stående, to knestående og to liggende fra fault line (box B)
Starting position	Fault line (Box B)
Firearm ready condition	Option 1
Start on	Audible signal
Stop on	Last shot
Penalties	As per current edition of rules
Safety angles	L/R
Setup notes	Se egen tegning. Bruk bare mini targets. Boks: lages 1x1 meter (boksene kan lages med spray tape etc.)