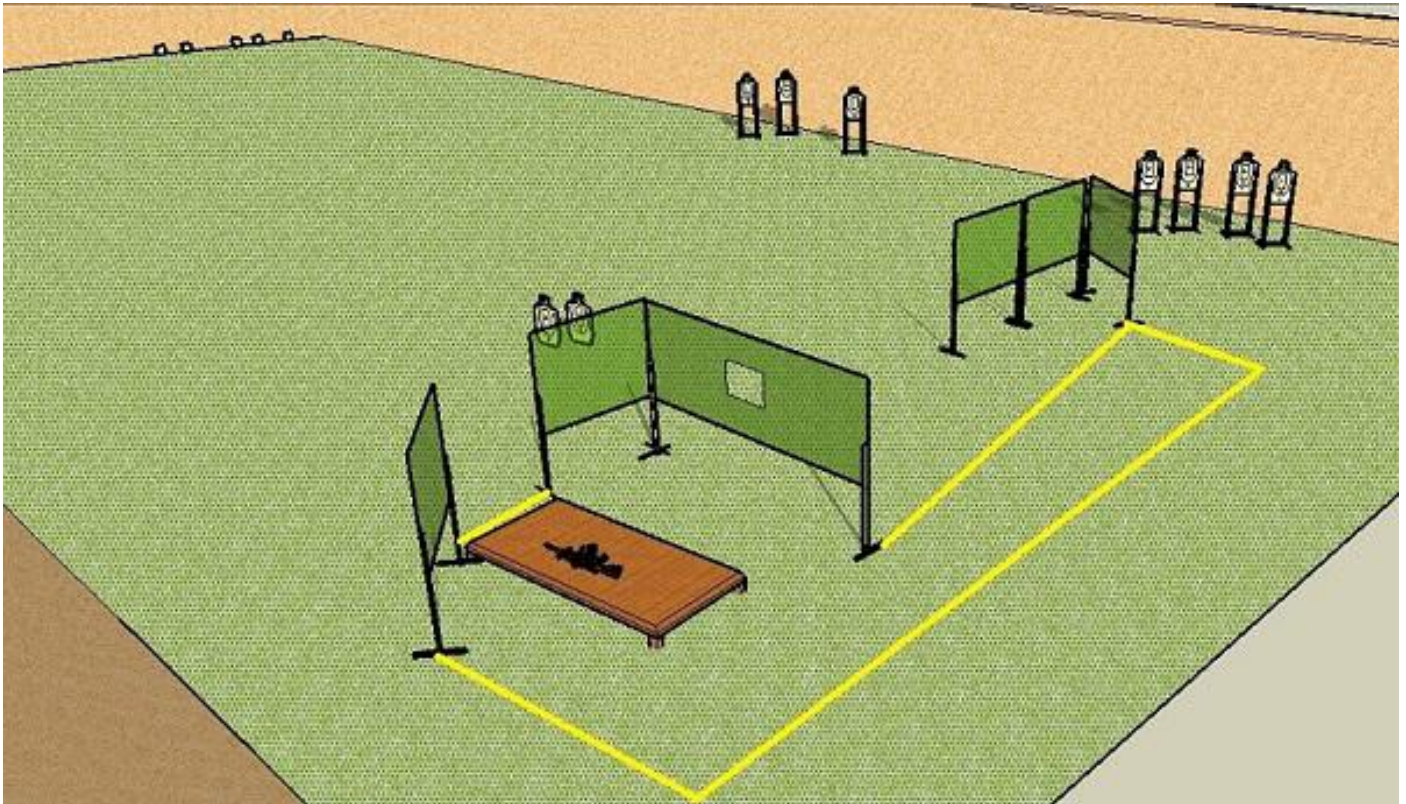


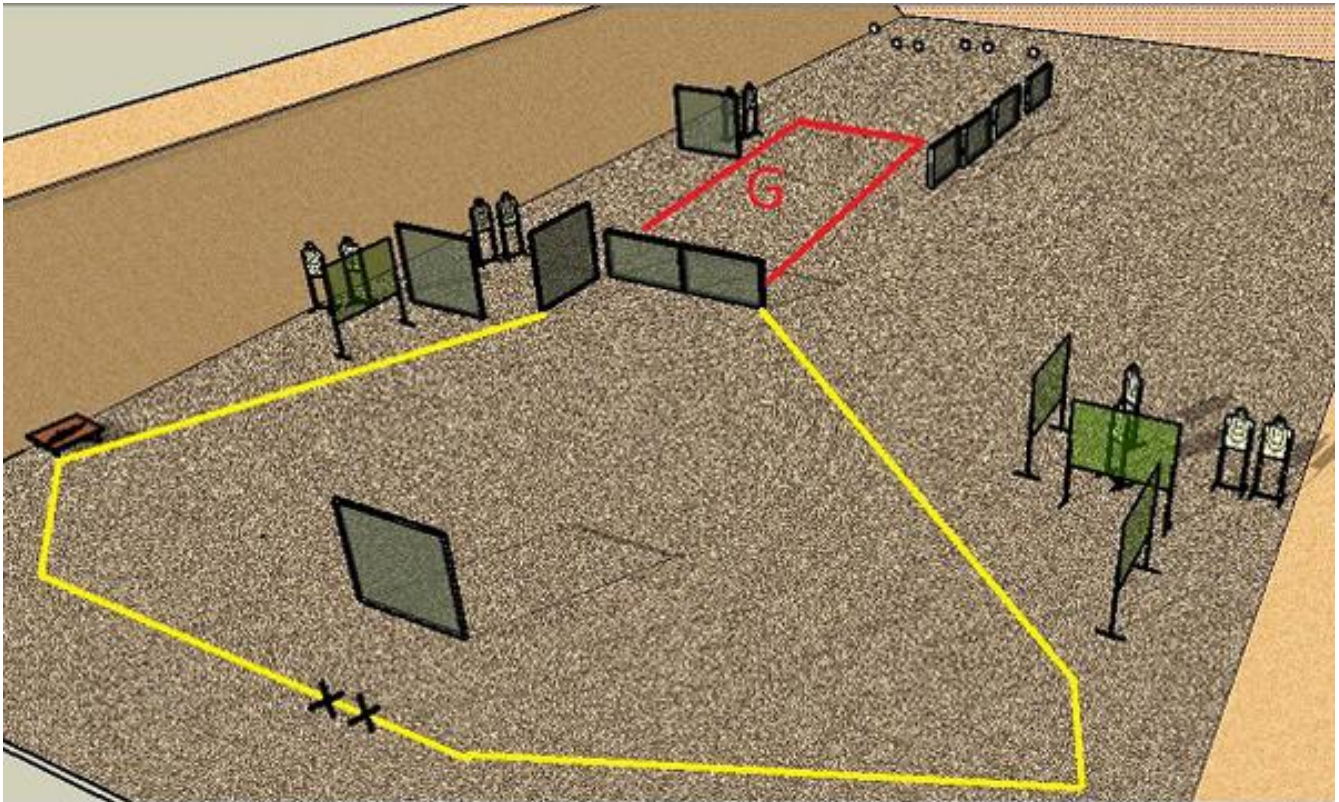
1. Rasti 1



CoF	Unlimited - Long	Points	115 p
Targets	9 paper, 5 plates, Total 14 targets	Min rounds	23
Firearm	Rifle	Match-%	14.84%

Procedure	After start signal shoot all paper targets with minimum two rounds, metal targets must fall to score. Shooter may leave rifle on starting position and continue with pistol. Shooter may ask before loading the rifle to insert mag in pistol.
Starting position	Laying prone, holding radio, rifle is laying close
Firearm ready condition	Magazine inserted, chamber empty
Start on	Audible signal
Stop on	Last shot
Penalties	As per current edition of rules
Safety angles	L/R
Setup notes	

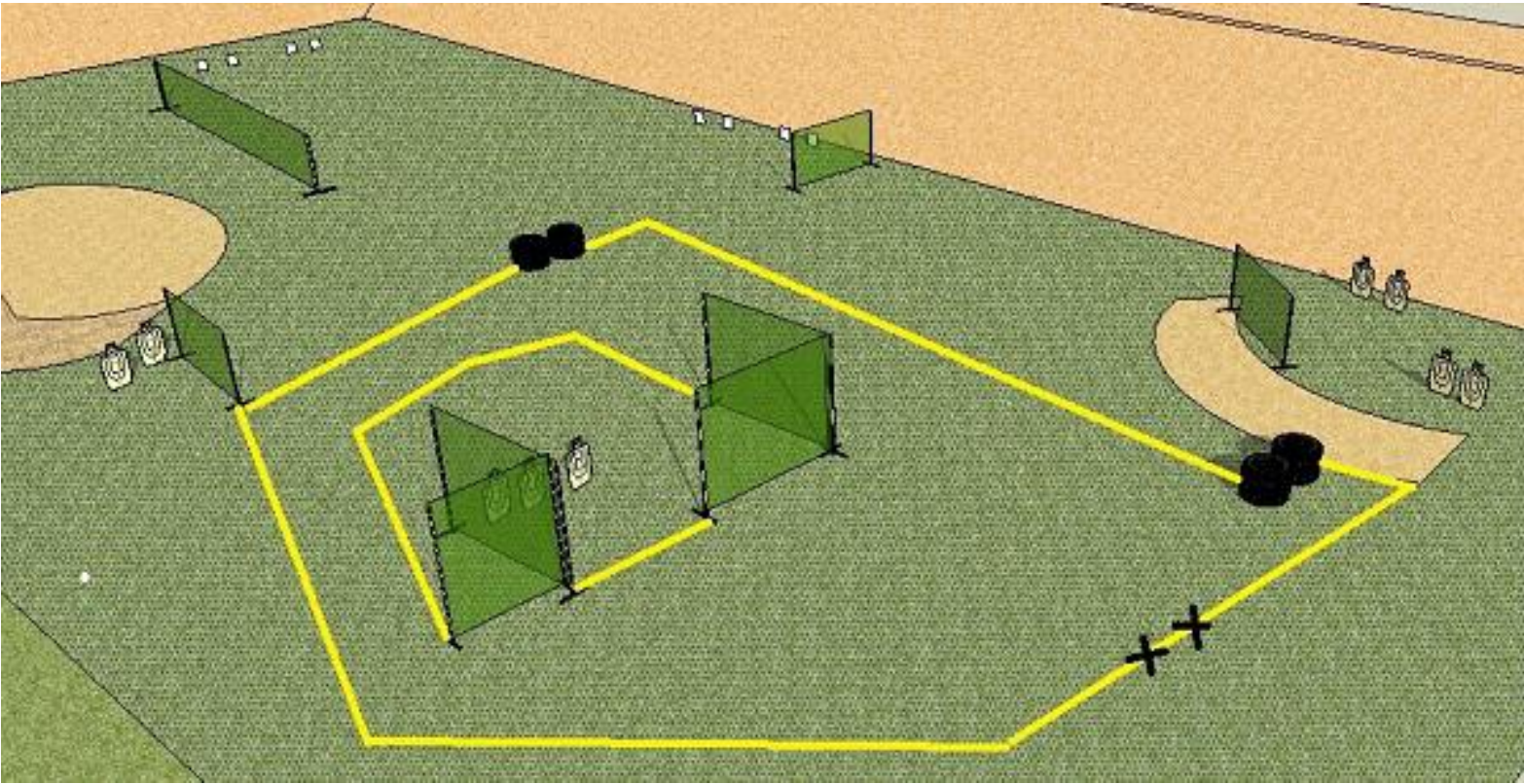
2. Rasti 2



CoF	Unlimited - Long	Points	140 p
Targets	10 paper, 6 plates, . Optional tasks 1x10pTotal 16 targets	Min rounds	26
Firearm	Rifle	Match-%	18.06%

Procedure	After the start signal throw the grenade into area "G", then shoot all paper targets with a minimum two rounds each in any order. Steel must fall to score. Shooter may load the rifle only after throwing the grenade. If shooter doesn't have sling, the rifle is laying on table.
Starting position	Standing relaxed grenade in hand, feet touching marked area, rifle hangs on sling.
Firearm ready condition	Magazine inserted, chamber empty.
Start on	Audible signal
Stop on	Last shot
Penalties	As per current edition of rules
Safety angles	L/R
Setup notes	

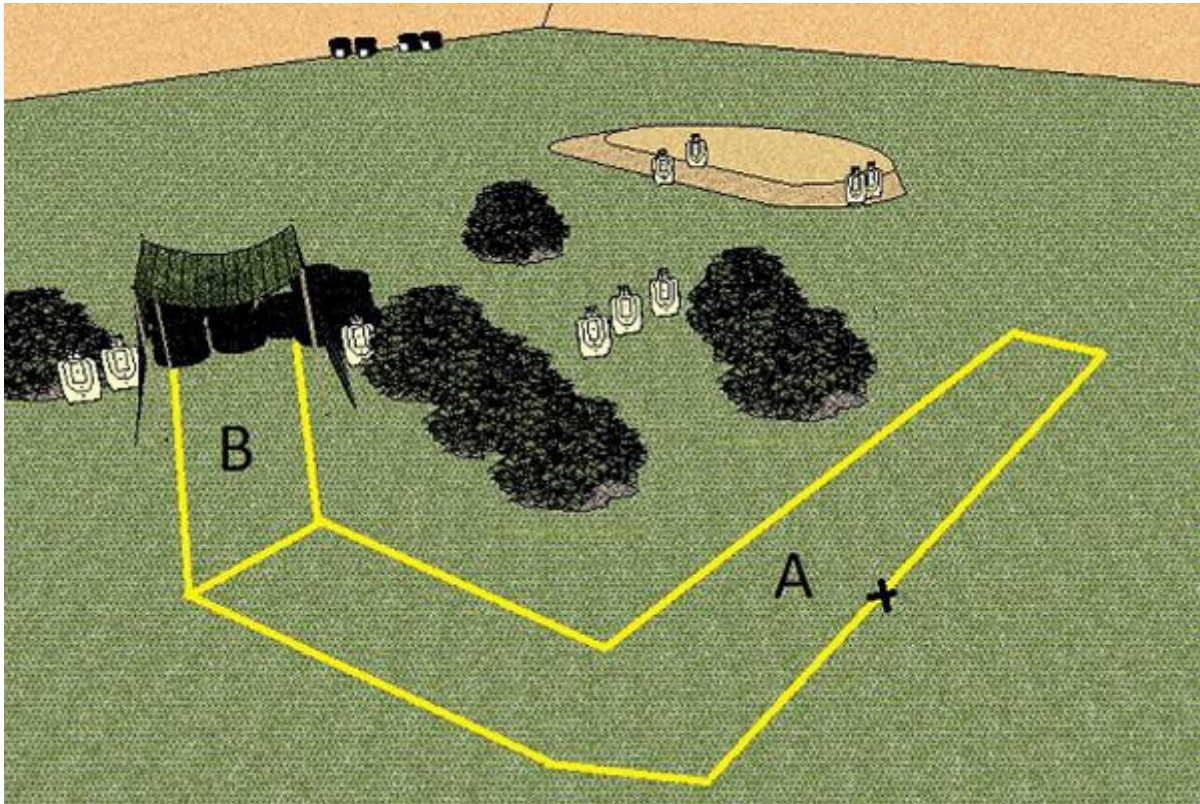
3. Rasti 3



CoF	Unlimited - Long	Points	130 p
Targets	9 paper, 8 plates, Total 17 targets	Min rounds	26
Firearm	Rifle	Match-%	16.77%

Procedure	After the start signal, shoot all paper targets with a minimum two rounds each in any order. Steel must fall to score.
Starting position	Standing relaxed facing down range, feet touching marked area, both hands holding the rifle
Firearm ready condition	Rifle loaded, safety on.
Start on	Audible signal
Stop on	Last shot
Penalties	As per current edition of rules
Safety angles	L/R
Setup notes	

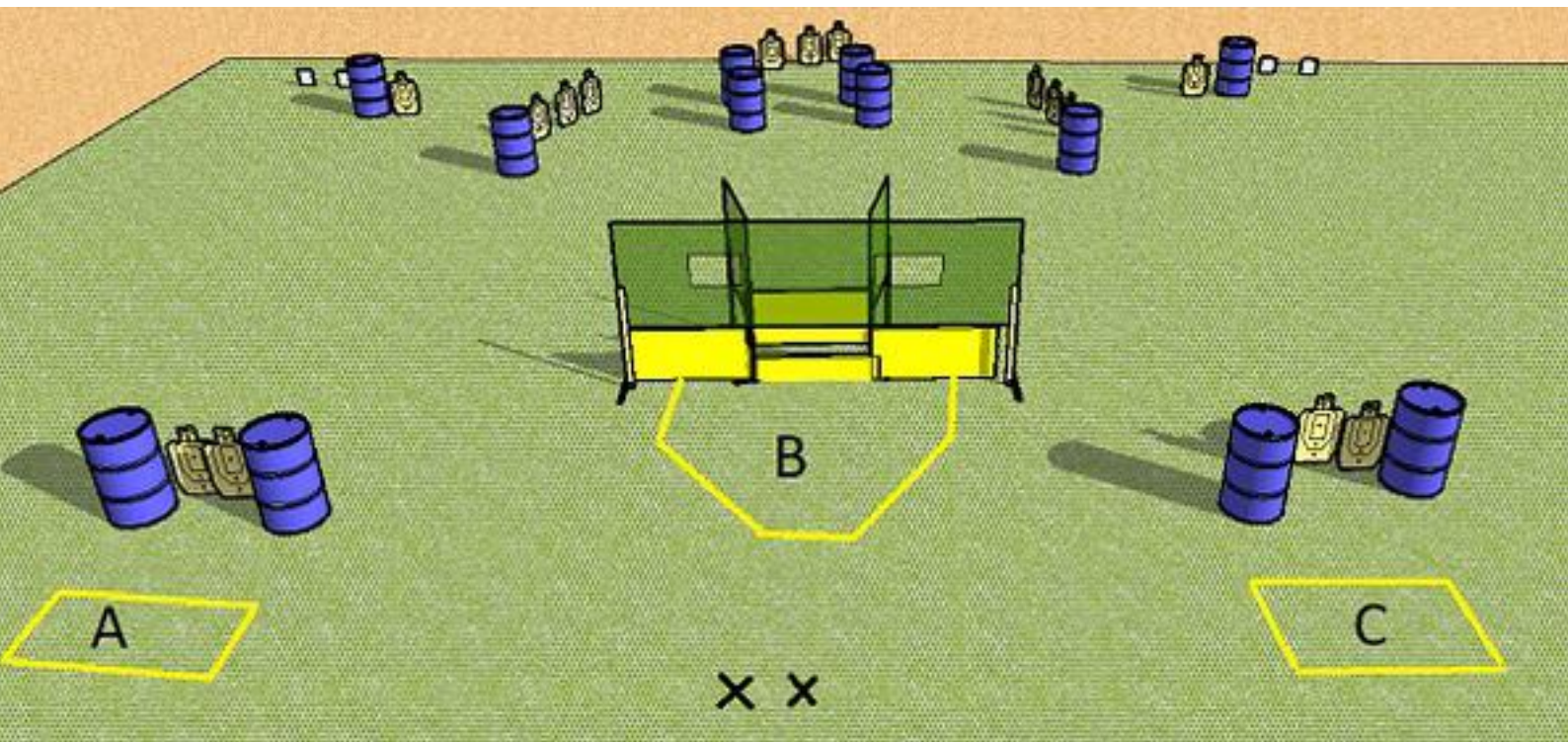
4. Rasti 4



CoF	Unlimited - Long	Points	120 p
Targets	10 paper, 4 plates, Total 14 targets	Min rounds	24
Firearm	Rifle	Match-%	15.48%

Procedure	On the start signal, shoot all paper targets with a minimum two rounds each in any order. Steel must fall to score. *Paper targets can be shot only from area A, metal targets can be shot from area A or B
Starting position	One knee on the ground facing down range, one foot touching marked area. Rifle loaded in hands.
Firearm ready condition	Rifle loaded.
Start on	Audible signal
Stop on	Last shot
Penalties	As per current edition of rules
Safety angles	L/R
Setup notes	

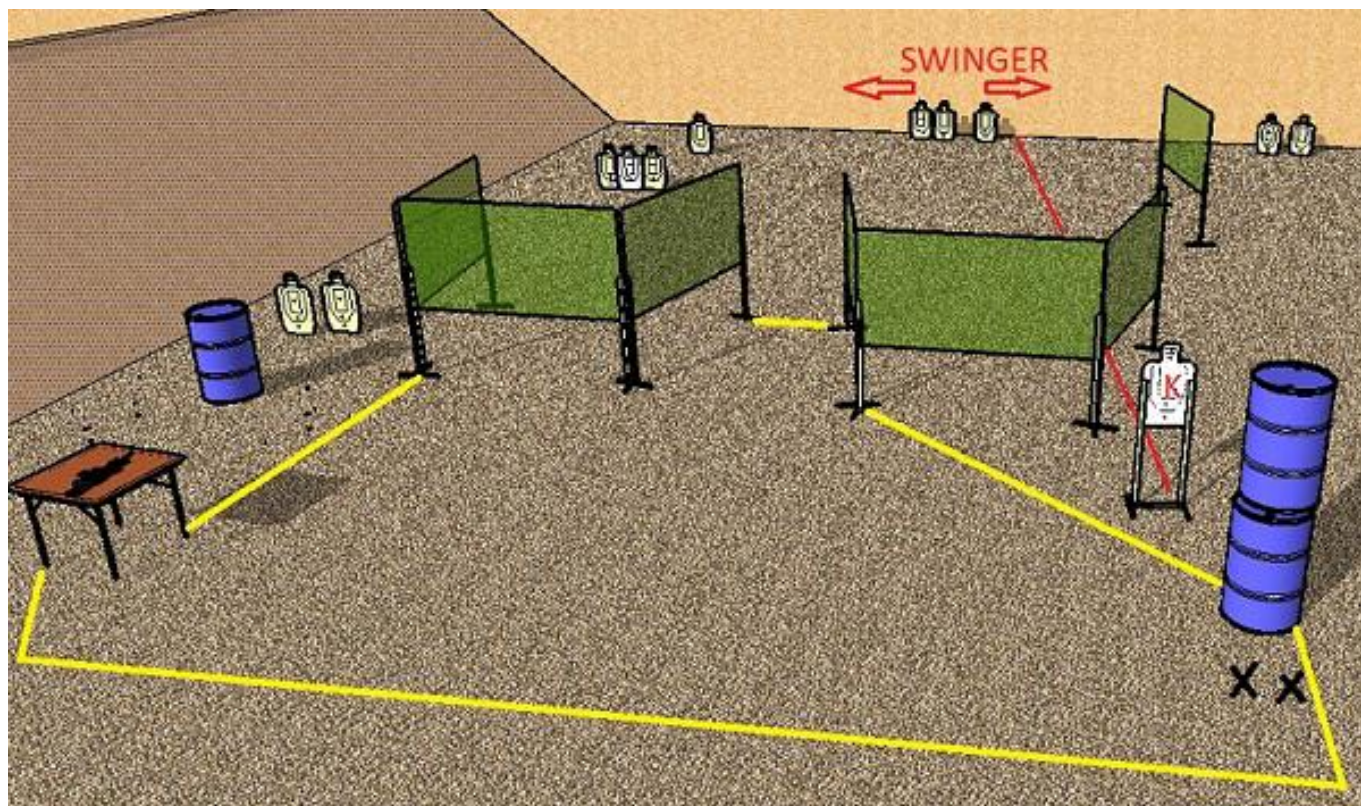
5. Rasti 5



CoF	Unlimited - Long	Points	170 p
Targets	15 paper, 4 plates, Total 19 targets	Min rounds	34
Firearm	Handgun, Rifle	Match-%	21.94%

Procedure	After the start signal, shoot all paper targets with a minimum two rounds each in any order. Steel must fall to score. Shoot from areas A, B and C in any order.
Starting position	Standing relaxed, feet touching marked area, both hands holding the rifle. Pistol in holster
Firearm ready condition	Rifle or pistol - loaded, safety on.
Start on	Audible signal
Stop on	Last shot
Penalties	As per current edition of rules
Safety angles	L/R
Setup notes	

6. Rasti 6



CoF	Unlimited - Medium	Points	100 p
Targets	10 paper, 1 no-shoot, Total 10 targets	Min rounds	20
Firearm	Handgun, Rifle	Match-%	12.90%

Procedure	After the start signal stab the special target "K" with a knife and push it forward, special target activates swinger with three paper targets. If shooter doesn't have knife, the organizers knife is on table. Rifle can be loaded only after pushing the target to fall. Shoot all paper targets with a minimum two rounds each in any order.
Starting position	Relaxed hands on sides, rifle has to hang on sling or lay on table. Pistol in holster.
Firearm ready condition	Rifle and/or pistol: magazine inserted, chamber empty. Knife is in sheath, not in hand!
Start on	Audible signal
Stop on	Last shot
Penalties	As per current edition of rules
Safety angles	L/R
Setup notes	