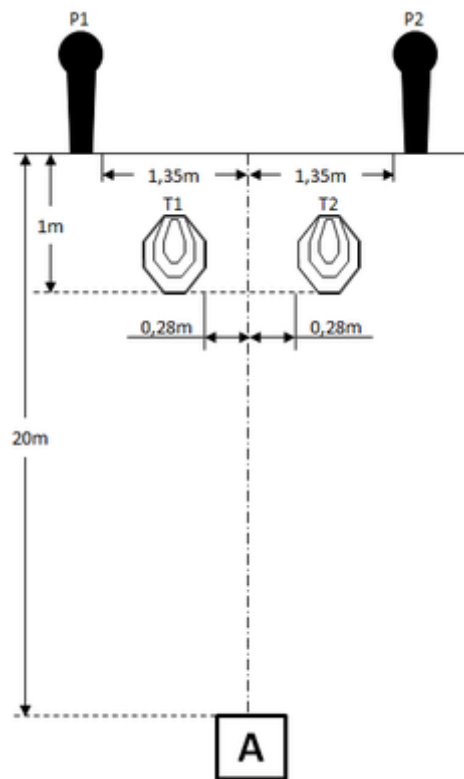


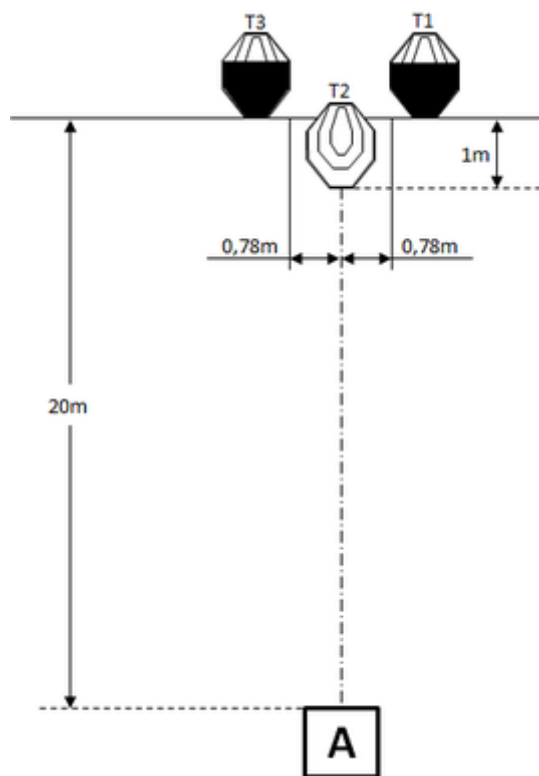
1. Miniatyrgevär-47



CoF	Comstock - Short	Points	30 p
Targets	2 paper, 2 popper, Total 4 targets	Min rounds	6
Firearm	Mini Rifle	Match-%	15.00%

Procedure	Rifle ready condition: Loaded (Option 1). After the audible start signal engage.
Starting position	Standing erect in area "A", stock touching the competitor at hip level.
Firearm ready condition	
Start on	Audible signal
Stop on	Last shot
Penalties	As per current rulebook
Safety angles	As shown by Range Officer
Setup notes	Set IPSC Targets to 1,52m to the top of the targets. Area "A" is 0,92m by 0,92m. Non-falling poppers must be repainted between each attempt at COF.

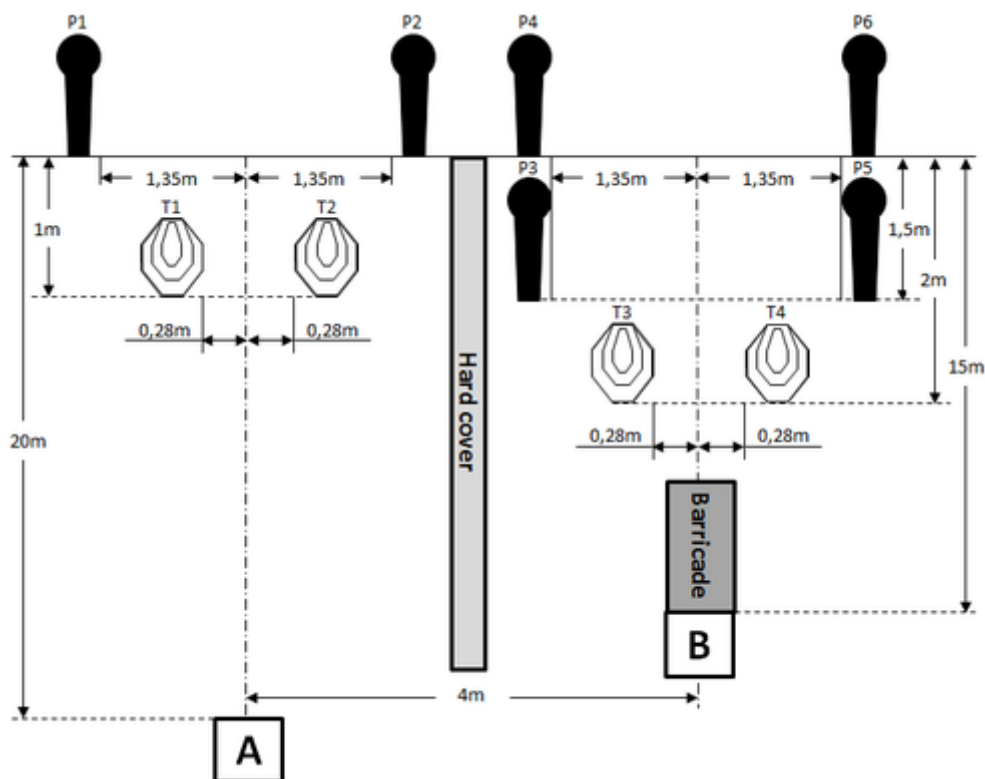
2. Miniatyrgevär-51



CoF	Comstock - Short	Points	30 p
Targets	3 paper, Total 3 targets	Min rounds	6
Firearm	Mini Rifle	Match-%	15.00%

Procedure	Rifle ready condition: Loaded (Option 1). After the audible start signal engage T1-T3 with one round each, perform a mandatory reload and engage T1-T3 with one round each.		
Starting position	Standing erect in area "A", stock touching the competitor at hip level.		
Firearm ready condition			
Start on	Audible signal		
Stop on	Last shot		
Penalties	As per current rulebook		
Safety angles	As shown by Range Officer		
Setup notes	Set IPSC Targets to 1,52m to the top of the targets. Area "A" is 0,92m by 0,92m. Hard cover on IPSC Targets T1 and T3 cover from notch to notch, as shown.		

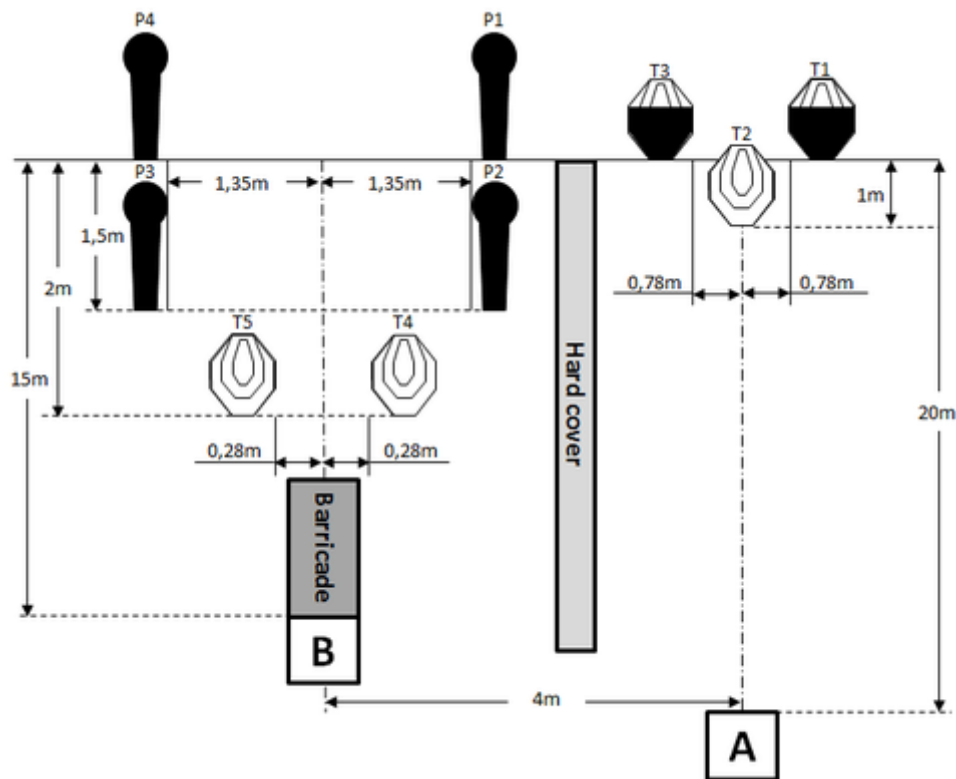
3. Miniatyrgevär-53



CoF	Comstock - Medium	Points	70 p
Targets	4 paper, 6 popper, Total 10 targets	Min rounds	14
Firearm	Mini Rifle	Match-%	35.00%

Procedure	Rifle ready condition: Loaded (Option 1). After the audible start signal engage the first group of targets. Then move to the opposite area and engage the remaining targets.		
Starting position	Standing erect in area "A" or "B", stock touching the competitor at hip level.		
Firearm ready condition			
Start on	Audible signal		
Stop on	Last shot		
Penalties	As per current rulebook		
Safety angles	As shown by Range Officer		
Setup notes	Set IPSC Targets to 1,52m to the top of the targets. Areas "A" and "B" are 0,92m by 0,92m. The barricade is 0,92m wide by 1,83m high. Non-falling poppers must be repainted between each attempt at COF.		

4. Miniatyrgevär-49



CoF	Comstock - Medium	Points	70 p
Targets	5 paper, 4 popper, Total 9 targets	Min rounds	14
Firearm	Mini Rifle	Match-%	35.00%

Procedure	Rifle ready condition: Loaded (Option 1). After the audible start signal engage the first group of targets. Then move to the opposite area and engage the remaining targets.
Starting position	Standing erect in area “A” or “B”, stock touching the competitor at hip level.
Firearm ready condition	
Start on	Audible signal
Stop on	Last shot
Penalties	As per current rulebook
Safety angles	As shown by Range Officer
Setup notes	Set IPSC Targets to 1,52m to the top of the targets. Areas “A” and “B” are 0,92m by 0,92m. Hard cover on IPSC Targets T1 and T3 cover from notch to notch, as shown. The barricade is 0,92m wide and 1,83m high. Non-falling poppers must be repainted between each attempt at COF.