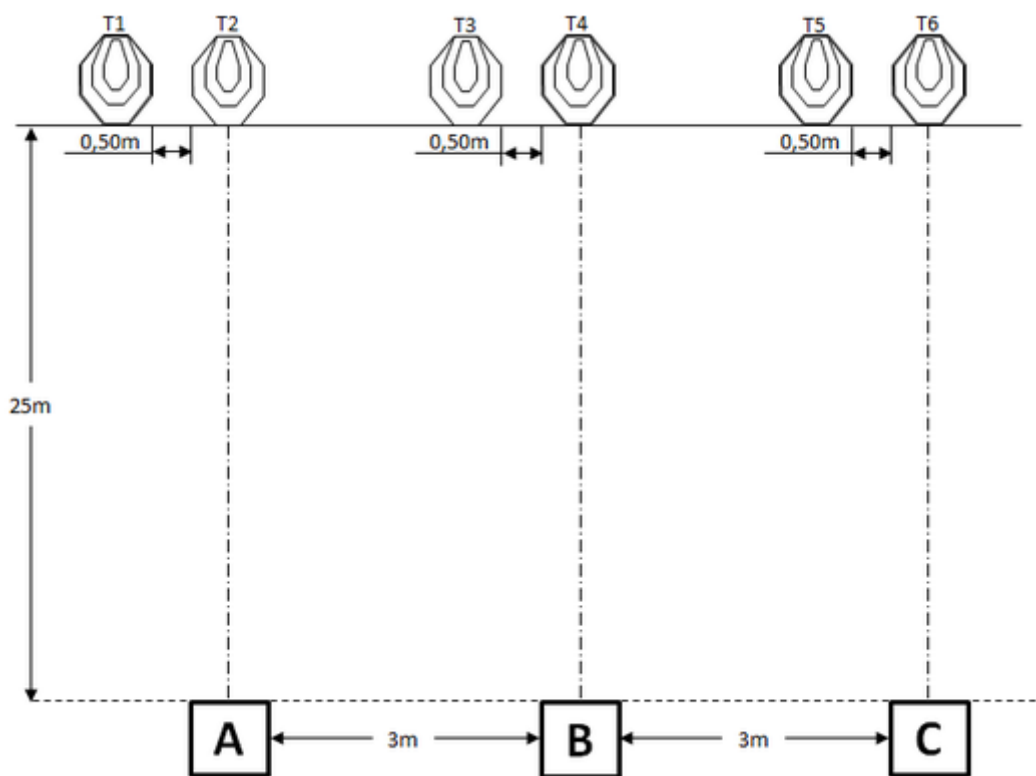


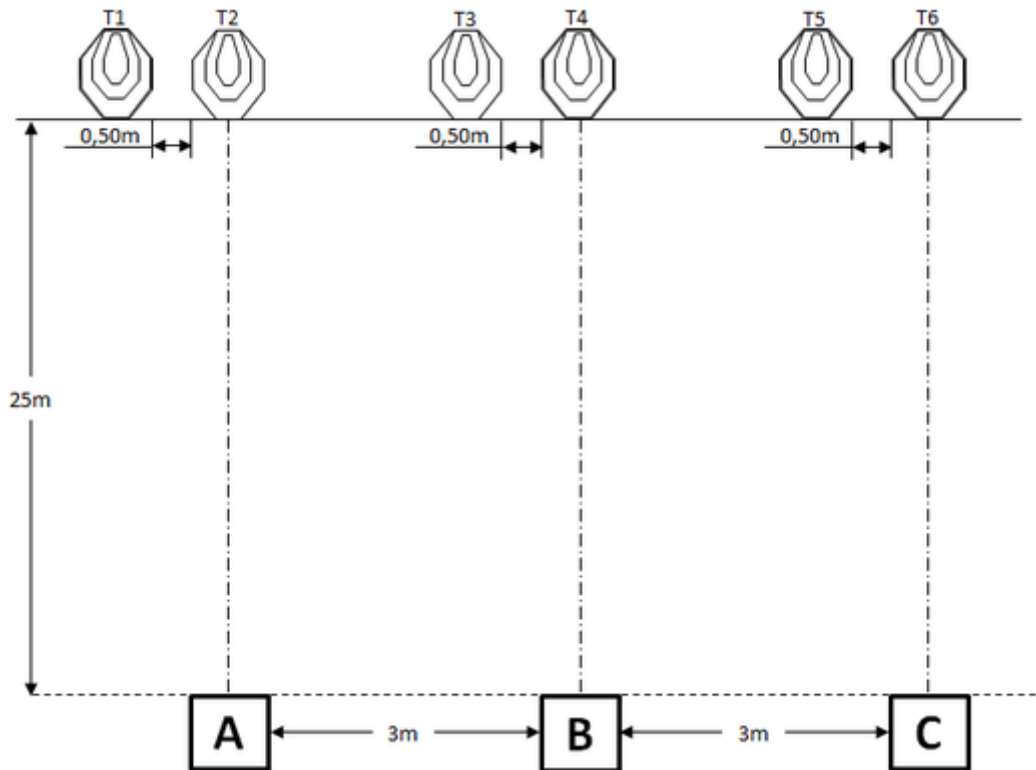
1. Juni #1



| | | | |
|---------|--------------------------|------------|--------|
| CoF | Comstock - Medium | Points | 60 p |
| Targets | 6 paper, Total 6 targets | Min rounds | 12 |
| Firearm | Rifle | Match-% | 33.33% |

| | |
|-------------------------|--|
| Procedure | After the audible start signal, from area "A", engage targets T1 & T2, then move to area "B" and engage targets T3 & T4, then move to area "C" and engage targets T5 & T6. |
| Starting position | Standing in area "A", stock touching the competitor at hip level. |
| Firearm ready condition | Loaded (Option 1). |
| Start on | Audible signal |
| Stop on | Last shot |
| Penalties | As per current edition of rules |
| Safety angles | L/R |
| Setup notes | Set IPSC Targets/No Shoots to 1,6m to the top of the targets. Area "A", "B" and "C" is 1m by 1m. |

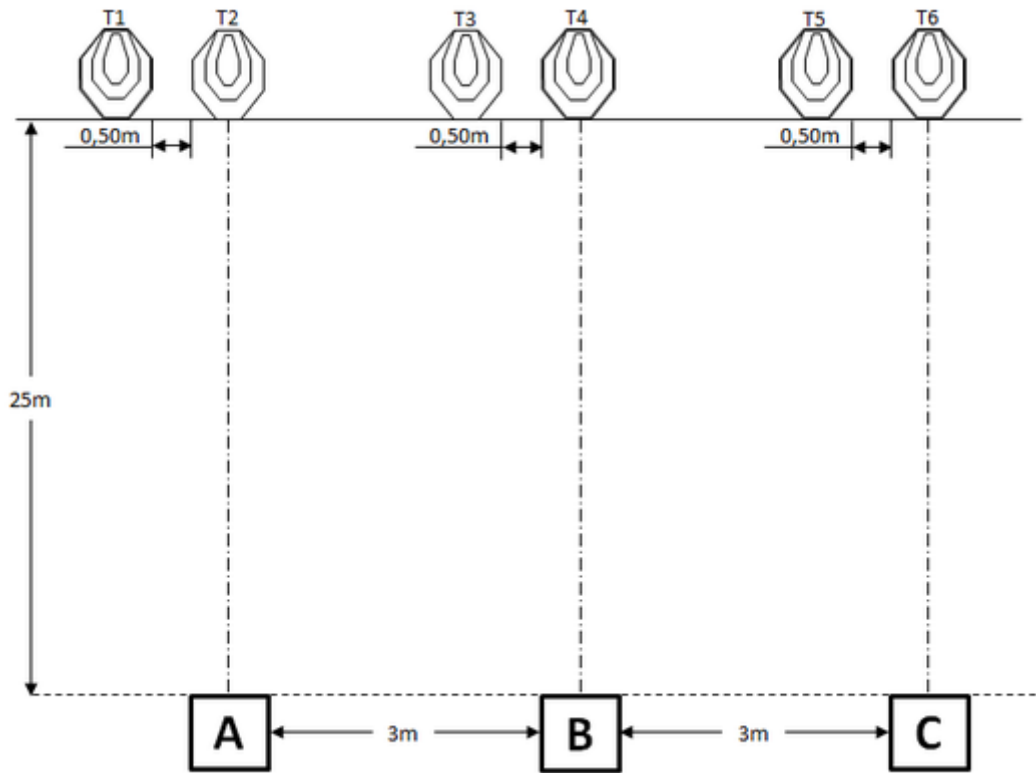
2. Juni #2



| | | | |
|---------|--------------------------|------------|--------|
| CoF | Comstock - Medium | Points | 60 p |
| Targets | 6 paper, Total 6 targets | Min rounds | 12 |
| Firearm | Rifle | Match-% | 33.33% |

| | |
|-------------------------|--|
| Procedure | After the audible start signal, from area "B", engage targets T1 & T2, then move to area "A" and engage targets T3 & T4, then move to area "C" and engage targets T5 & T6. |
| Starting position | Standing in area "B", stock touching the competitor at hip level. |
| Firearm ready condition | Loaded (Option 1). |
| Start on | Audible signal |
| Stop on | Last shot |
| Penalties | As per current edition of rules |
| Safety angles | L/R |
| Setup notes | Set IPSC Targets/No Shoots to 1,6m to the top of the targets. Area "A", "B" and "C" is 1m by 1m. |

3. Juni #3



| | | | |
|---------|--------------------------|------------|--------|
| CoF | Comstock - Medium | Points | 60 p |
| Targets | 6 paper, Total 6 targets | Min rounds | 12 |
| Firearm | Rifle | Match-% | 33.33% |

| | |
|-------------------------|--|
| Procedure | After the audible start signal, from area "C", engage targets T1 & T2, then move to area "B" and engage targets T3 & T4, then move to area "A" and engage targets T5 & T6. |
| Starting position | Standing in area "A", stock touching the competitor at hip level. |
| Firearm ready condition | Loaded (Option 1). |
| Start on | Audible signal |
| Stop on | Last shot |
| Penalties | As per current edition of rules |
| Safety angles | L/R |
| Setup notes | Set IPSC Targets/No Shoots to 1,6m to the top of the targets. Area "A", "B" and "C is 1m by 1m. |