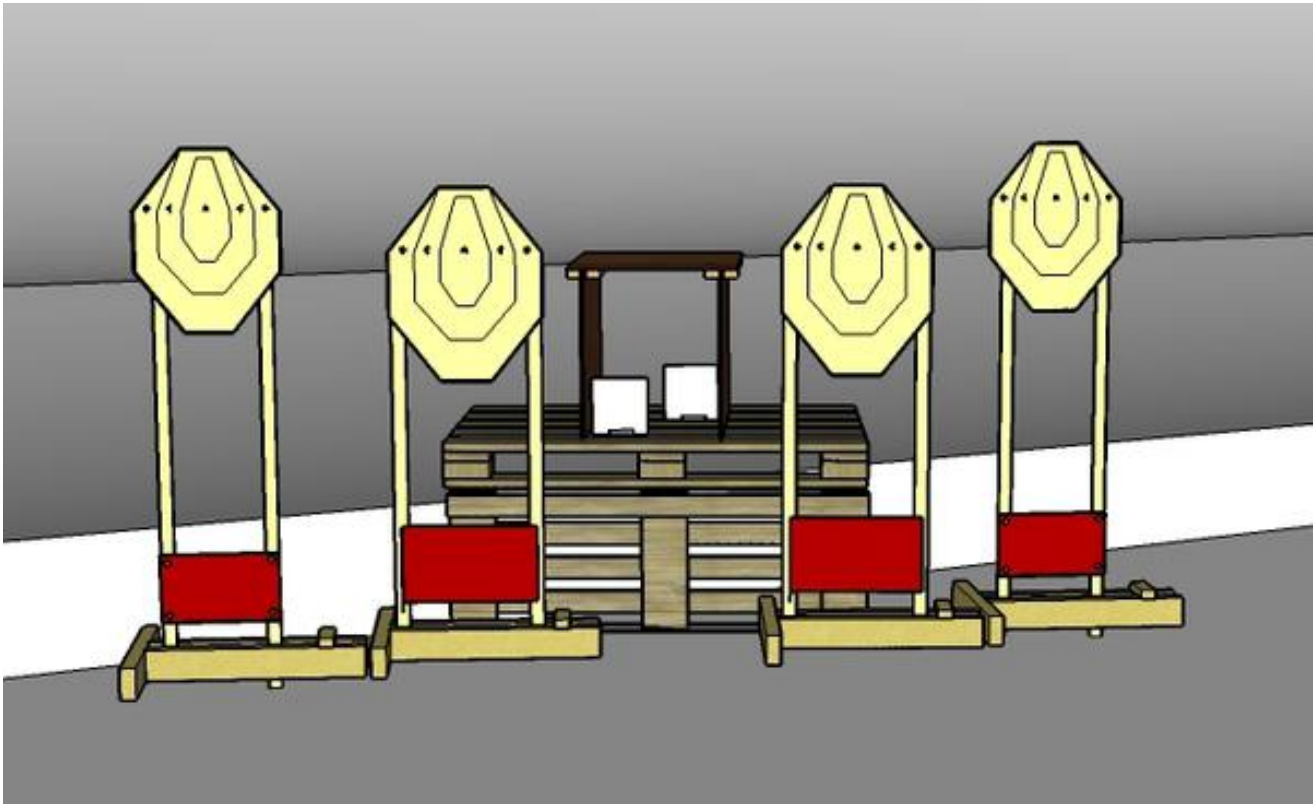


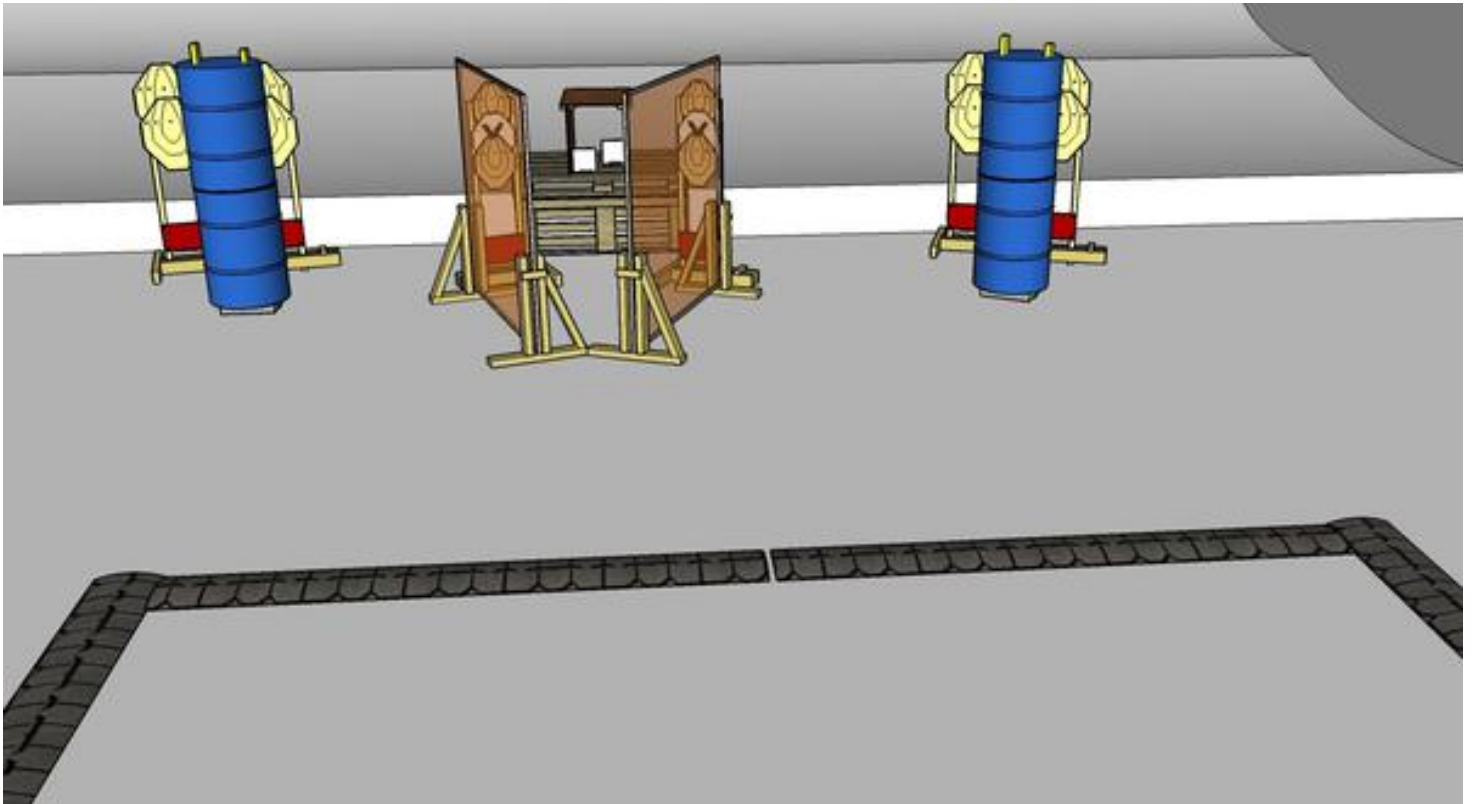
1. Lucky Luke



CoF	Comstock - Short	Points	50 p
Targets	4 paper, 2 plates, Total 6 targets	Min rounds	10
Firearm	Handgun	Match-%	11.76%

Procedure	On start signal engage all targets as they become visible within the demarcated area. All shots to be fired from box.
Starting position	Gun empty & holstered
Firearm ready condition	
Start on	Audible signal
Stop on	Last shot
Penalties	As per current edition of rules
Safety angles	Left: tape, end of building, right: 90deg when facing berm, vertical: top of berm, but horizontal when reloading
Setup notes	

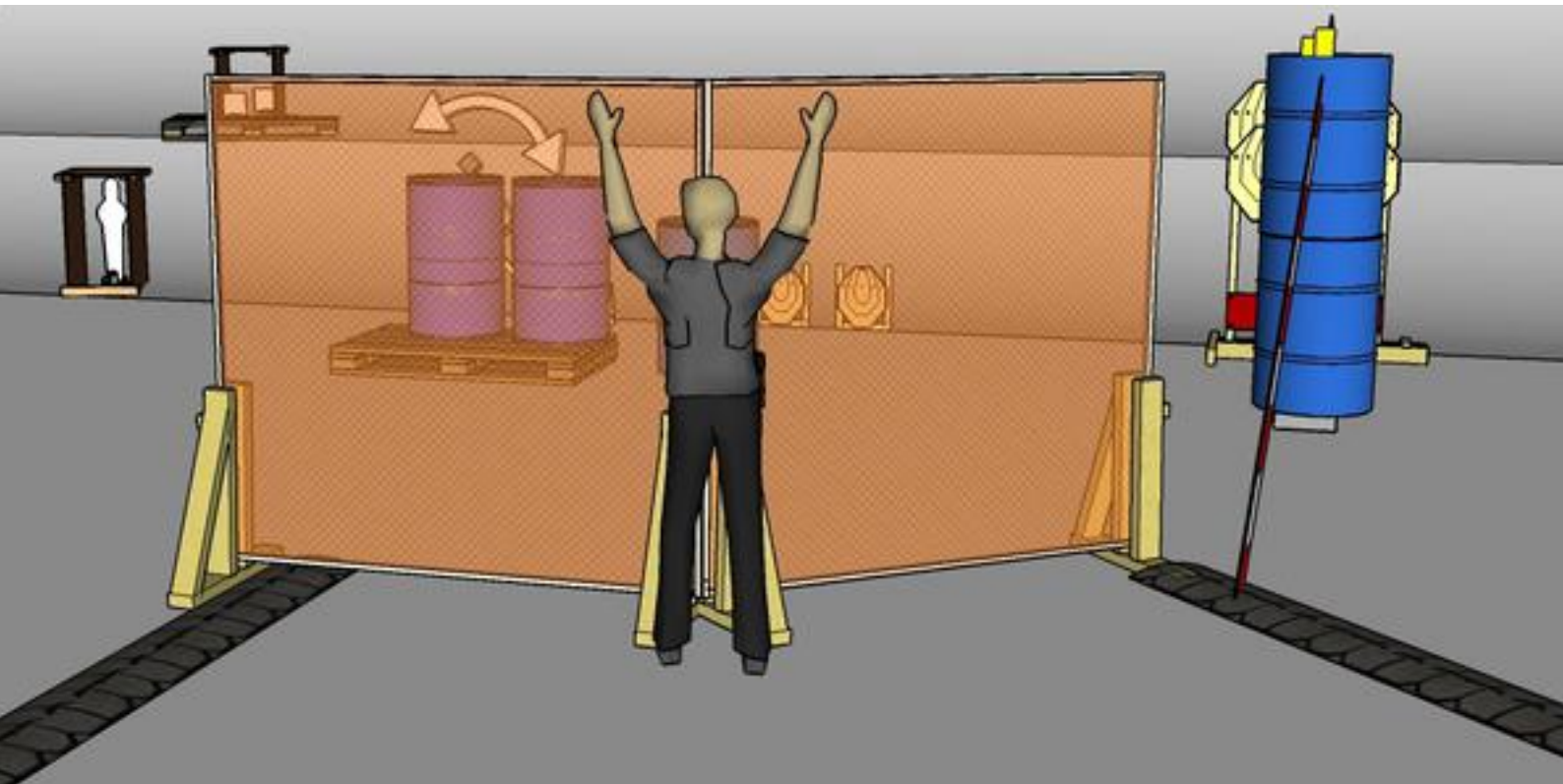
2. Morgan Kane



CoF	Comstock - Long	Points	130 p
Targets	12 paper, 2 plates, 2 no-shoot, Total 14 targets	Min rounds	26
Firearm	Handgun	Match-%	30.59%

Procedure	On start signal engage all targets as they become visible within the demarcated area. Red/white tape = walls extending up/down to infinity. Tirethreads on ground = faultline
Starting position	Gun loaded & holstered anywhere in demarcated area
Firearm ready condition	
Start on	Audible signal
Stop on	Last shot
Penalties	As per current edition of rules
Safety angles	Left: tape, end of building, right: 90deg when facing berm, vertical: top of berm, horizontal when reloading
Setup notes	

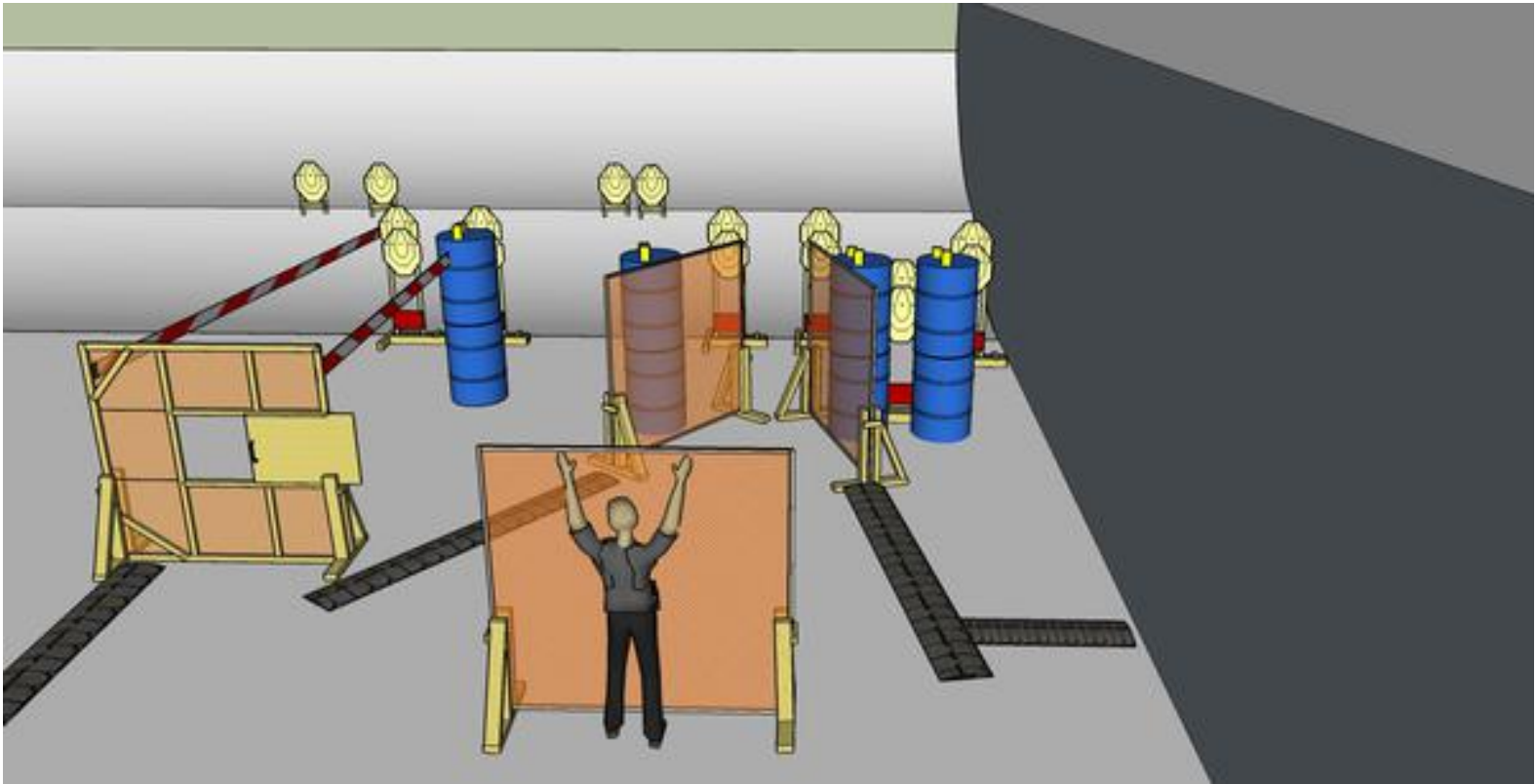
3. Wyatt Earp



CoF	Comstock - Medium	Points	85 p
Targets	7 paper, 1 popper, 2 plates, Total 10 targets	Min rounds	17
Firearm	Handgun	Match-%	20.00%

Procedure	On start signal engage all targets as they become visible within the demarcated area. Red/white tape = walls extending up/down to infinity. Tirethreads on ground = faultline.
Starting position	Gun loaded & holstered, in angle as demonstrated by RO
Firearm ready condition	
Start on	Audible signal
Stop on	Last shot
Penalties	As per current edition of rules
Safety angles	Left/right: 90deg when facing berm, vertical: top of berm (logs), horizontal when reloading
Setup notes	

4. Bill & Ben



CoF	Comstock - Long	Points	160 p
Targets	16 paper, Total 16 targets	Min rounds	32
Firearm	Handgun	Match-%	37.65%

Procedure	On start signal engage all targets as they become visible within the demarcated area. Red/white tape = walls extending up/down to infinity. Tirethreads on ground = faultline
Starting position	Gun loaded & holstered, middle of wall as demonstrated by RO
Firearm ready condition	
Start on	Audible signal
Stop on	Last shot
Penalties	As per current edition of rules
Safety angles	Left/right: 90deg when facing berm, vertical: top of berm (logs), horizontal when reloading
Setup notes	