

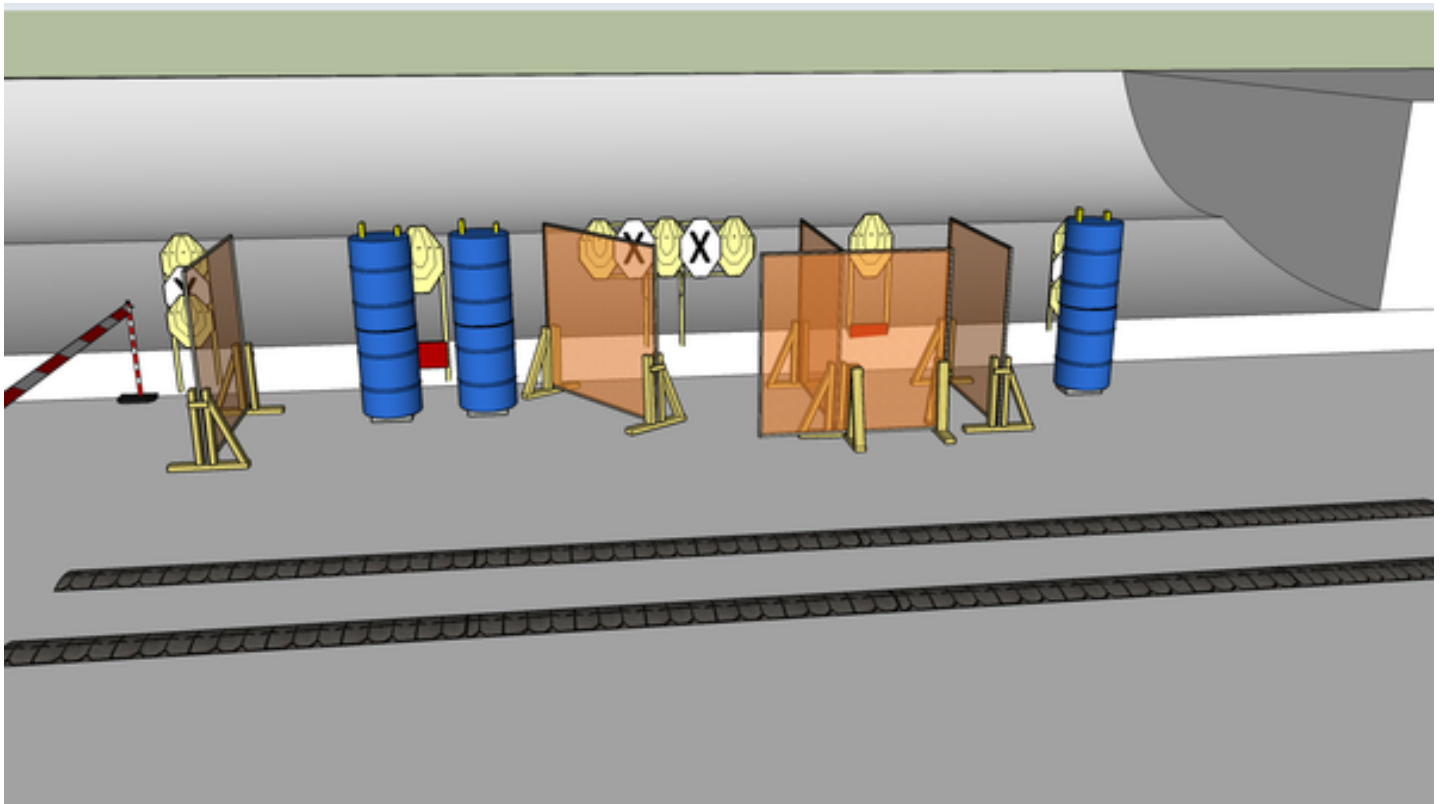
# 1. Bob Dalton



CoF	Comstock - Short	Points	50 p
Targets	4 paper, 2 plates, 2 no-shoot, Total 6 targets	Min rounds	10
Firearm	Handgun	Match-%	14.49%

Procedure	On start signal engage all targets as they become visible within the demarcated area. Tirethreads on ground = faultline. Red/white tape = walls extending up/down to infinity. All shots must be fired through window apertures.
Starting position	Gun loaded & holstered
Firearm ready condition	
Start on	Audible signal
Stop on	Last shot
Penalties	As per current edition of rules
Safety angles	Left: tape, end of building, right: 90deg when facing berm, vertical: top of berm, horizontal when reloading
Setup notes	

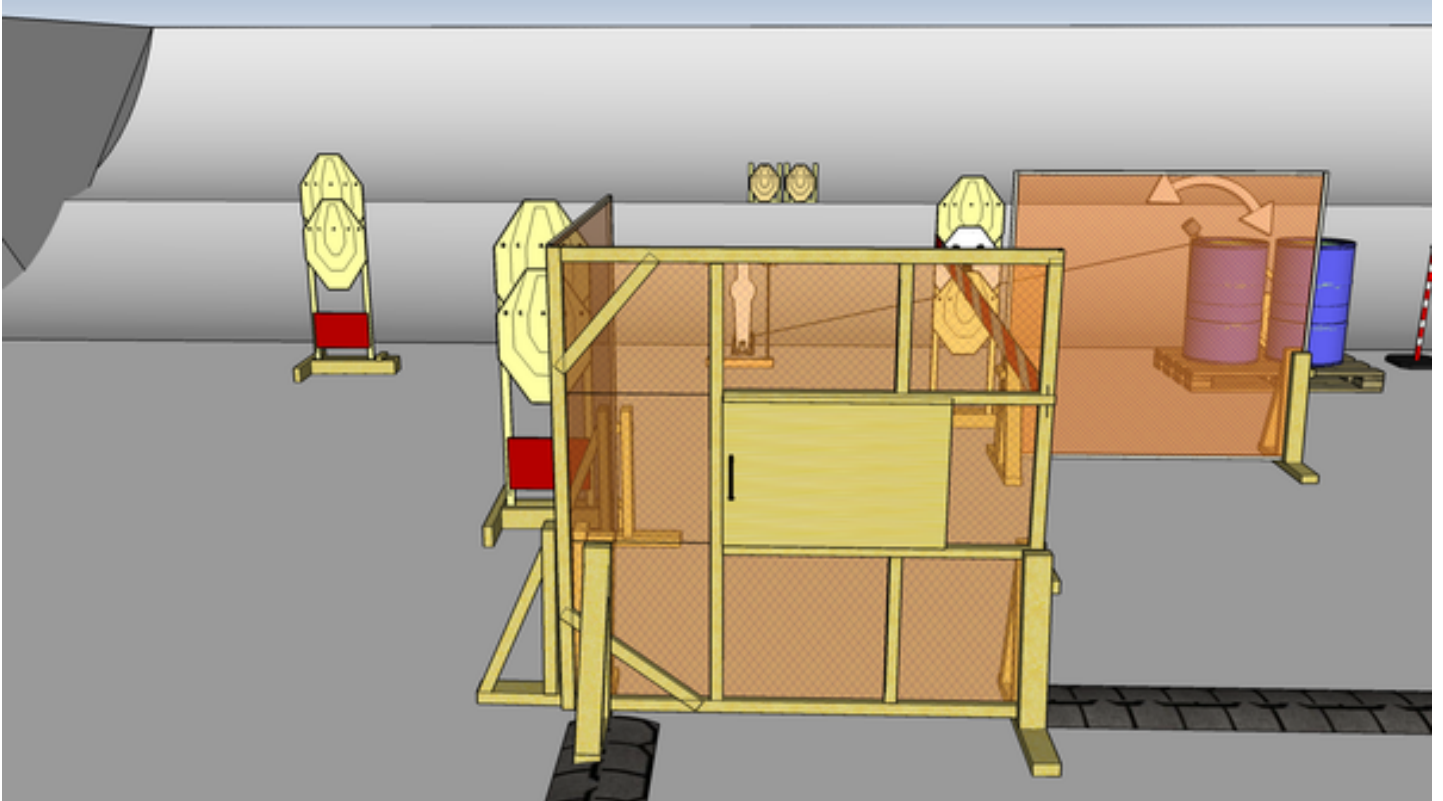
## 2. Grat



CoF	Comstock - Medium	Points	90 p
Targets	9 paper, 4 no-shoot, Total 9 targets	Min rounds	18
Firearm	Handgun	Match-%	26.09%

Procedure	On start signal engage all targets as they become visible within the demarcated area. Tirethreads on ground = faultline. Red/white tape = walls extending up/down to infinity.
Starting position	Gun loaded & holstered, either far side of stage as demonstrated by RO
Firearm ready condition	
Start on	Audible signal
Stop on	Last shot
Penalties	As per current edition of rules
Safety angles	Left: tape, end of building, right: 90deg when facing berm, vertical: top of berm, horizontal when reloading
Setup notes	

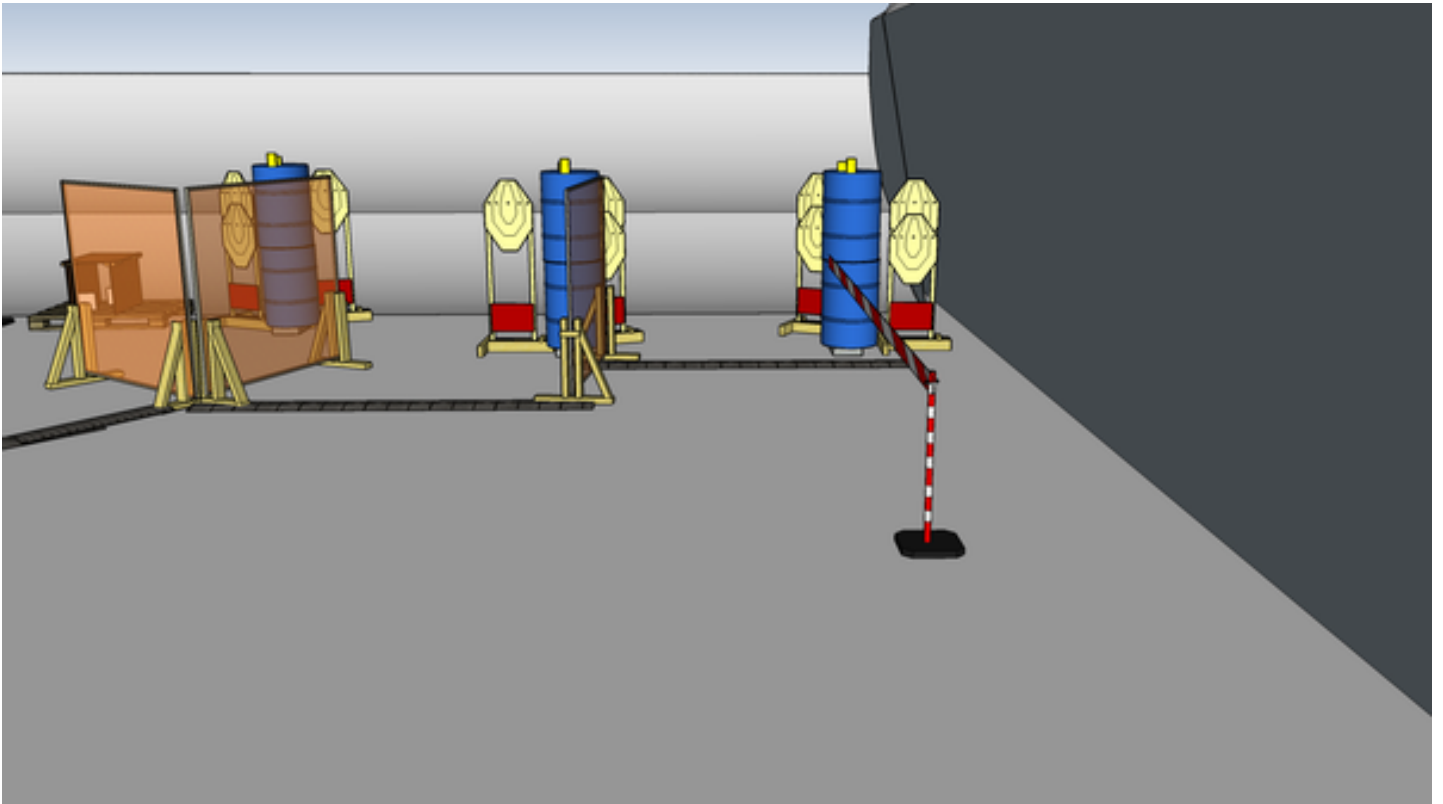
### 3. Bill



CoF	Comstock - Medium	Points	95 p
Targets	9 paper, 1 popper, 1 no-shoot, Total 10 targets	Min rounds	19
Firearm	Handgun	Match-%	27.54%

Procedure	On start signal engage all targets as they become visible within the demarcated area. Tirethreads on ground = faultline. Red/white tape = walls extending up/down to infinity.
Starting position	Gun loaded & holstered in front of push-door
Firearm ready condition	
Start on	Audible signal
Stop on	Last shot
Penalties	As per current edition of rules
Safety angles	Left/right: 90deg when facing berm, vertical: top of berm (logs), horizontal when reloading
Setup notes	

## 4. Emmet



CoF	Comstock - Medium	Points	110 p
Targets	10 paper, 2 plates, Total 12 targets	Min rounds	22
Firearm	Handgun	Match-%	31.88%

Procedure	On start signal engage all targets as they become visible within the demarcated area. Tirethreads on ground = faultline. Red/white tape = walls extending up/down to infinity.
Starting position	Gun loaded & holstered, between barrels on right side, as demonstrated by RO
Firearm ready condition	
Start on	Audible signal
Stop on	Last shot
Penalties	As per current edition of rules
Safety angles	Left/right: 90deg when facing berm, vertical: top of berm (logs), horizontal when reloading
Setup notes	