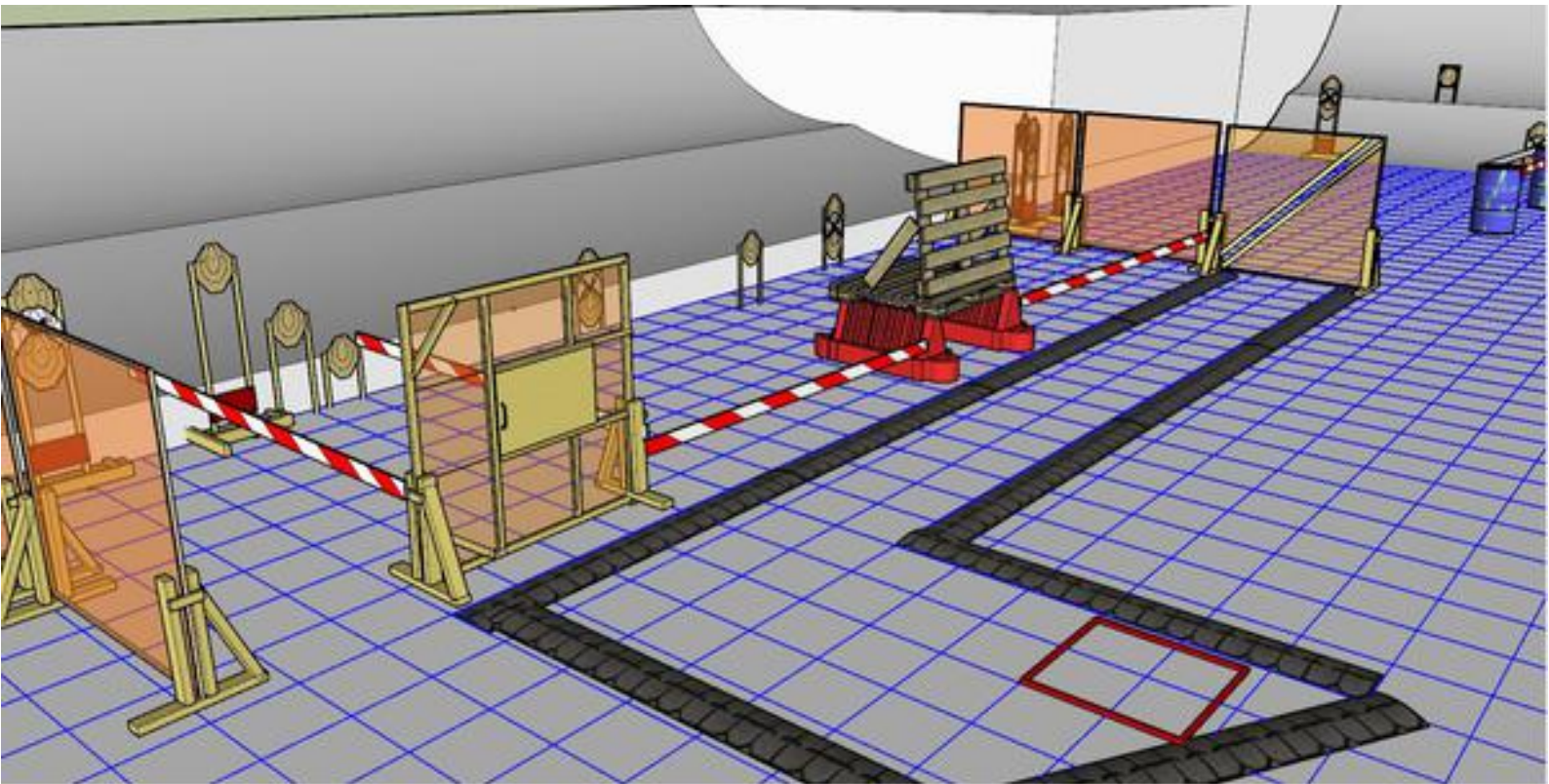


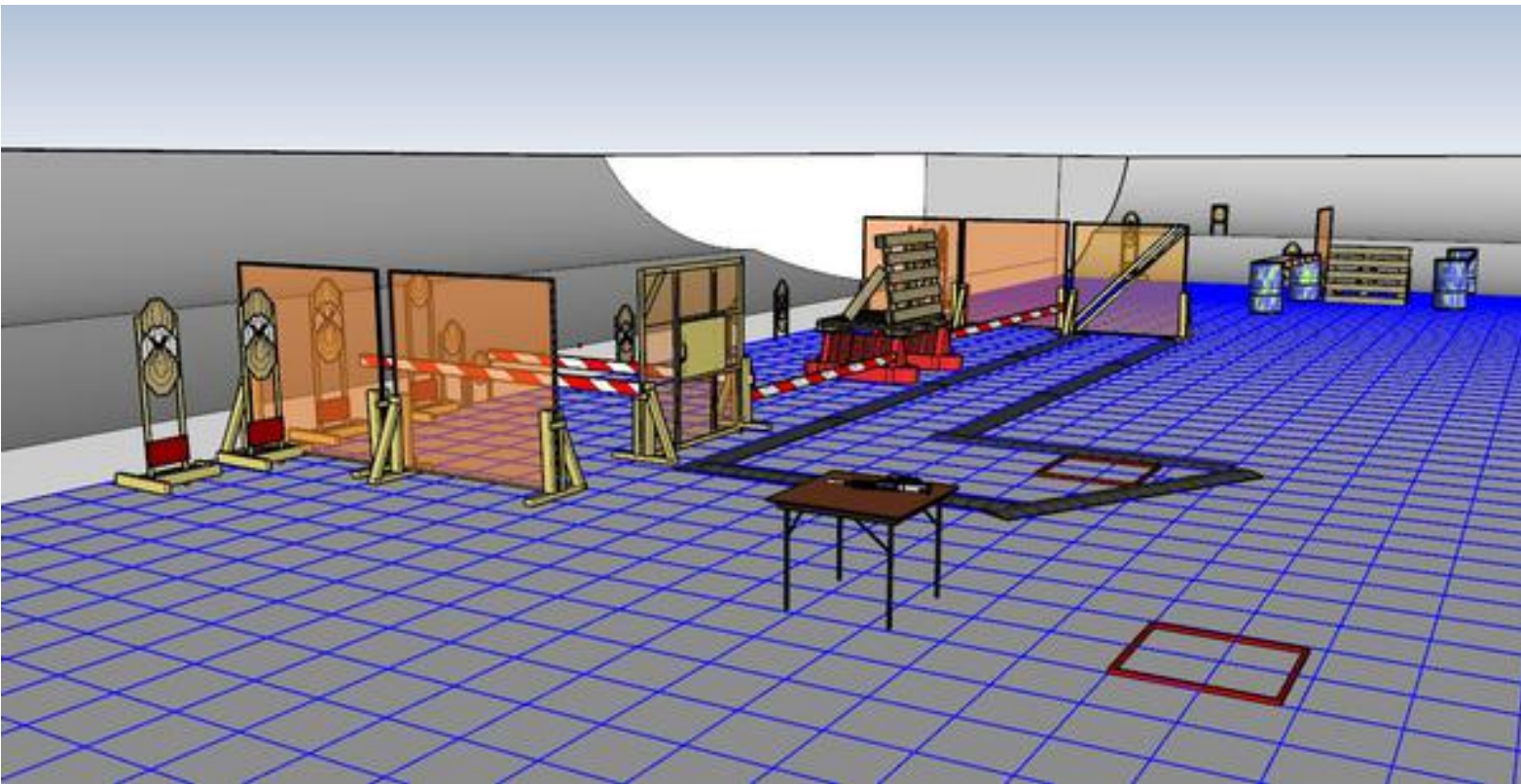
# 1. Find the targets



CoF	Comstock - Long	Points	150 p
Targets	15 paper, 5 no-shoot, Total 15 targets	Min rounds	30
Firearm	Rifle	Match-%	28.30%

Procedure	On start signal engage all targets from within the demarked area. All targets except target A must be shoot trough aperture. Tire treads on ground is Faultline Red and white tape is wall extending up and down to infinity.
Starting position	Starting in box facing downrange
Firearm ready condition	Option 1
Start on	Audible signal
Stop on	Last shot
Penalties	As per current edition of rules
Safety angles	Left stick, right 90 deg, top of berm + 2 meters
Setup notes	


## 2. Remember your ammo



CoF	Comstock - Long	Points	180 p
Targets	18 paper, 9 no-shoot, Total 18 targets	Min rounds	36
Firearm	Rifle	Match-%	33.96%

Procedure	On start signal engage all targets from within the demarked area. Tire treads on ground is Faultline Red and white tape is wall extending up and down to infinity.
Starting position	Standing in box facing downrange
Firearm ready condition	Option 3, gun and all magazines to be used on table
Start on	Audible signal
Stop on	Last shot
Penalties	As per current edition of rules
Safety angles	Left stick, right 90 deg, top of berm + 2 meters
Setup notes	

## 4. Use the wall




CoF	Comstock - Medium	Points	80 p
Targets	8 paper, 4 no-shoot, Total 8 targets	Min rounds	16
Firearm	Rifle	Match-%	15.09%

Procedure	On start signal engage all targets from behind the wall. Openings in wall can be used if needed. Red and white tape is wall extending up and down to infinity.
Starting position	Standing behind wall
Firearm ready condition	Option 1
Start on	Audible signal
Stop on	Last shot
Penalties	As per current edition of rules
Safety angles	Left and right side of berg, top of berm + 2 meters
Setup notes	



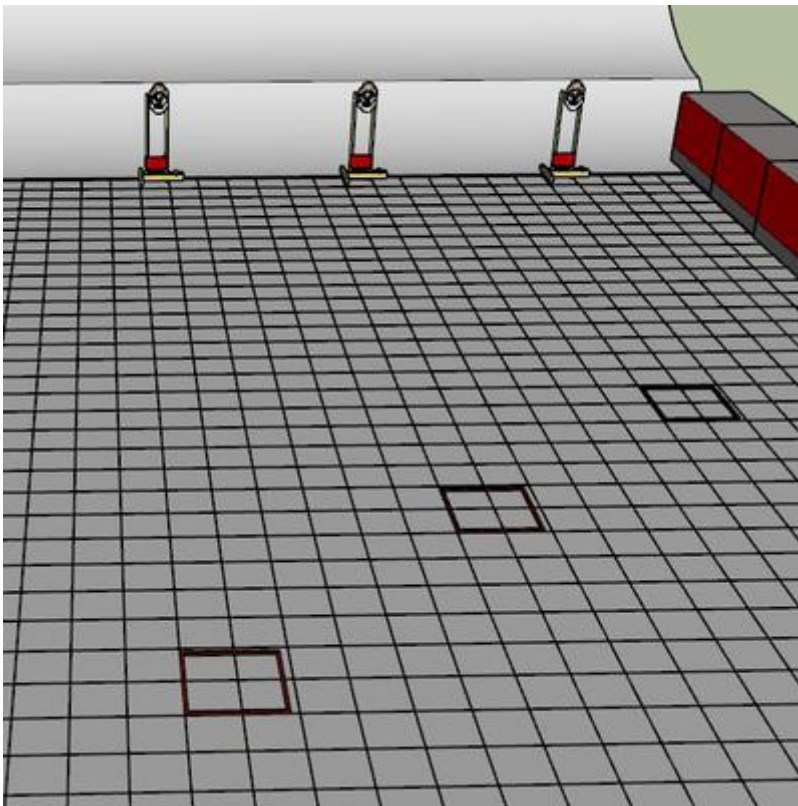
## 5. Round and round



CoF	Comstock - Medium	Points	60 p
Targets	6 paper, Total 6 targets	Min rounds	12
Firearm	Rifle	Match-%	11.32%

Procedure	On start signal engage all targets from within the demarked area. Red and white tape is wall extending up and down to infinity.
Starting position	Starting in box A or B
Firearm ready condition	Option 1
Start on	Audible signal
Stop on	Last shot
Penalties	As per current edition of rules
Safety angles	left and right side of Berm, top of berm
Setup notes	

## 6. Use the boxes



CoF	Comstock - Medium	Points	60 p
Targets	6 paper, 3 no-shoot, Total 6 targets	Min rounds	12
Firearm	Rifle	Match-%	11.32%
Procedure	On start signal engage all targets using the boxes. Target A from box A, Target B from box B and Target C from boc C		
Starting position	Standing in one of the boxes facing downrange		
Firearm ready condition	Option 1		
Start on	Audible signal		
Stop on	Last shot		
Penalties	As per current edition of rules		
Safety angles	Left and right side of berg, top of berm		
Setup notes			