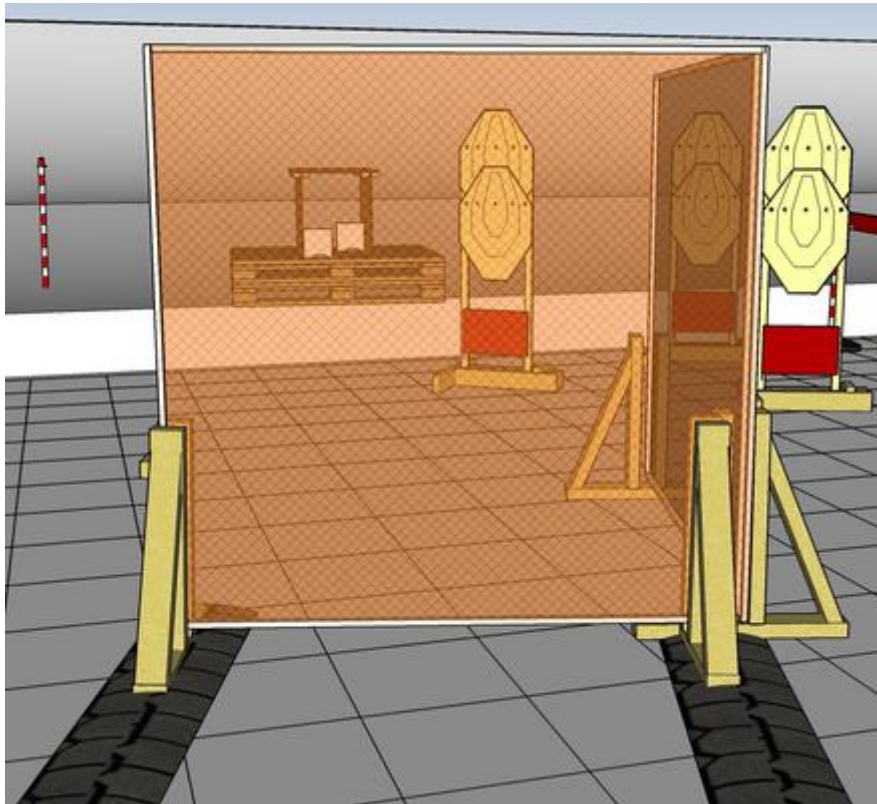


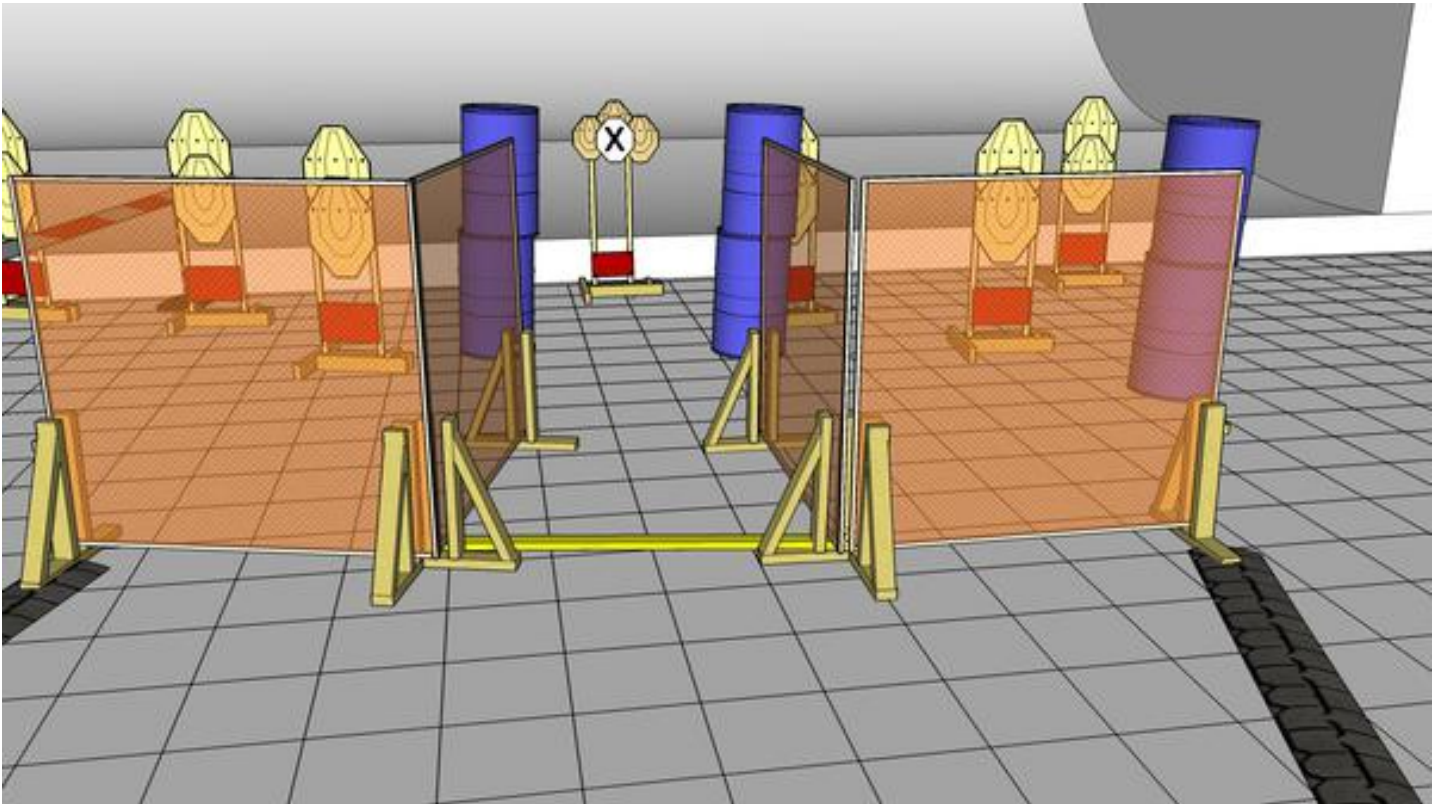
1. To shoot or not to shoot



CoF	Comstock - Medium	Points	70 p
Targets	6 paper, 2 plates, Total 8 targets	Min rounds	14
Firearm	Handgun	Match-%	15.22%

Procedure	On start signal engage all targets as they become visible within the demarcated area. Tirethreads on ground = faultline. Red/white tape = walls extending up/down to infinity.
Starting position	Gun loaded & holstered, center of wall, RO demonstrates
Firearm ready condition	
Start on	Audible signal
Stop on	Last shot
Penalties	As per current edition of rules
Safety angles	Left: stick, end of building, right: 90deg when facing berm, vertical: top of berm (logs), horizontal when reloading
Setup notes	

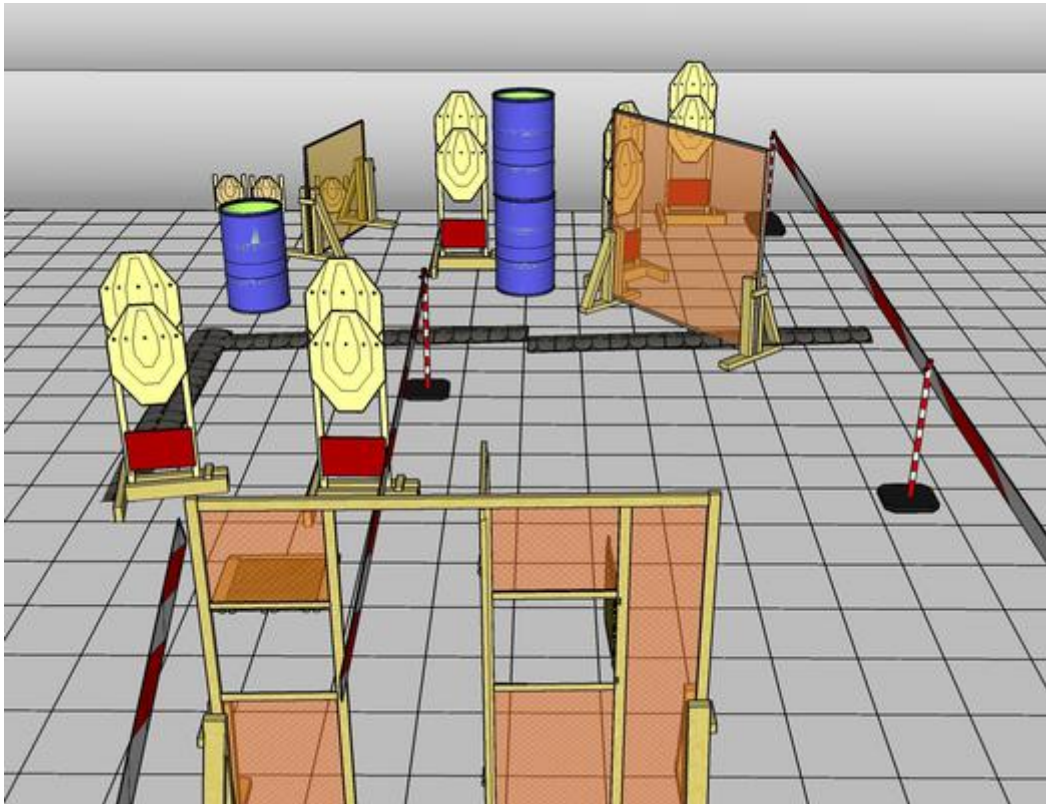
2. Right or left, that is the question



CoF	Comstock - Long	Points	130 p
Targets	13 paper, 1 no-shoot, Total 13 targets	Min rounds	26
Firearm	Handgun	Match-%	28.26%

Procedure	On start signal engage all targets as they become visible within the demarcated area. Tirethreads on ground = faultline. Red/white tape = walls extending up/down to infinity.
Starting position	Gun loaded & holstered, toes touching center of faultline, RO demonstrates
Firearm ready condition	
Start on	Audible signal
Stop on	Last shot
Penalties	As per current edition of rules
Safety angles	Left: stick, end of building, right: 90deg when facing berm, vertical: top of berm (logs), horizontal when reloading
Setup notes	

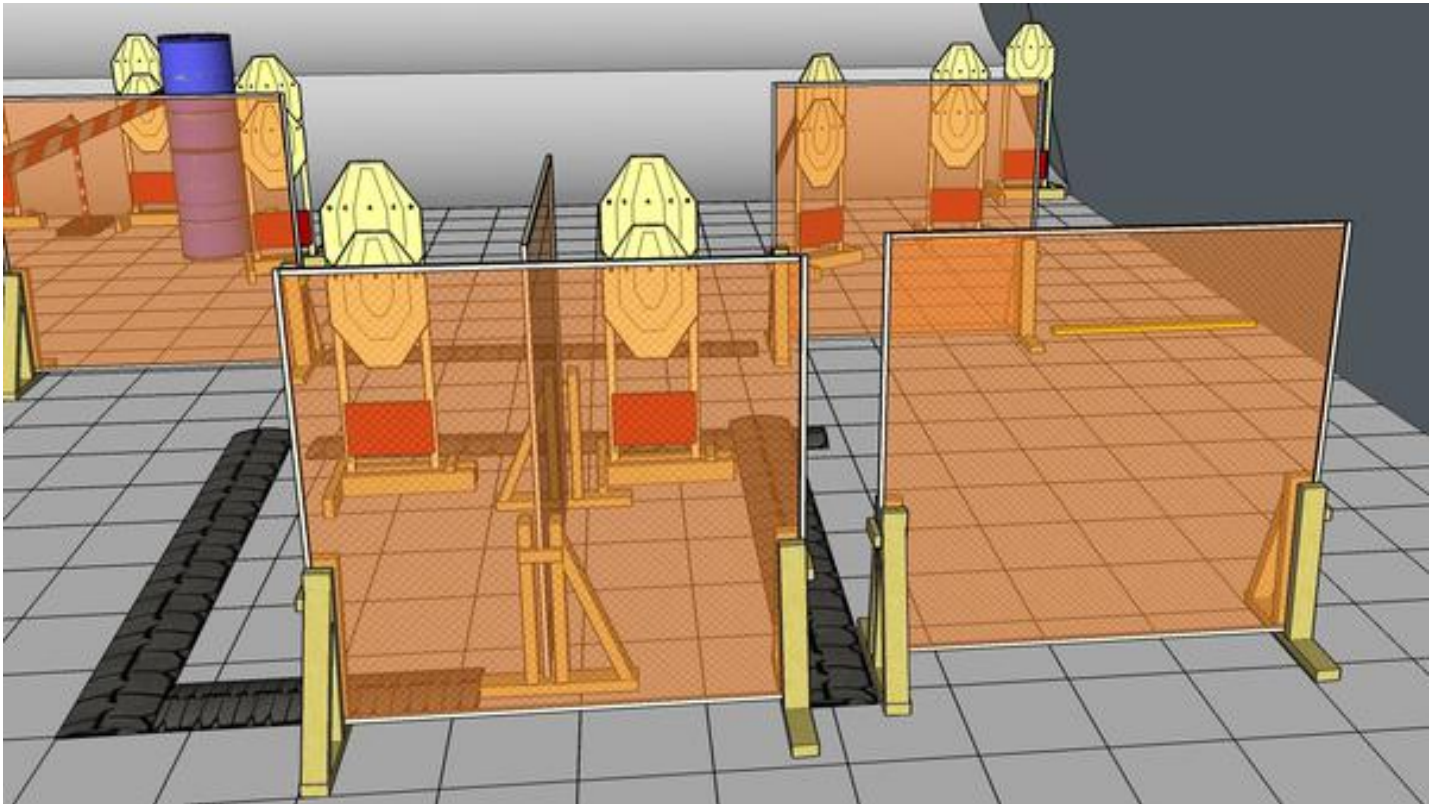
3. Enter, sweet prince



CoF	Comstock - Long	Points	130 p
Targets	13 paper, Total 13 targets	Min rounds	26
Firearm	Handgun	Match-%	28.26%

Procedure	On start signal engage all targets as they become visible within the demarcated area. Tirethreads on ground = faultline. Red/white tape = walls extending up/down to infinity. All competitors must walk through door !
Starting position	Gun loaded & holstered, outside door
Firearm ready condition	
Start on	Audible signal
Stop on	Last shot
Penalties	As per current edition of rules
Safety angles	Left/right: 90deg when facing berm, vertical: top of berm (logs), but horizontal when reloading
Setup notes	

4. Alas poor Yorick, around it goeth



CoF	Comstock - Long	Points	130 p
Targets	13 paper, Total 13 targets	Min rounds	26
Firearm	Handgun	Match-%	28.26%

Procedure	On start signal engage all targets as they become visible within the demarcated area. Tirethreads on ground = faultline. Red/white tape = walls extending up/down to infinity.
Starting position	Gun loaded & holstered, toes touching inside faultline (marks), facing uprange, RO demonstrates
Firearm ready condition	
Start on	Audible signal
Stop on	Last shot
Penalties	As per current edition of rules
Safety angles	Left/right: 90deg when facing berm, vertical: top of berm (logs), but horizontal when reloading
Setup notes	