






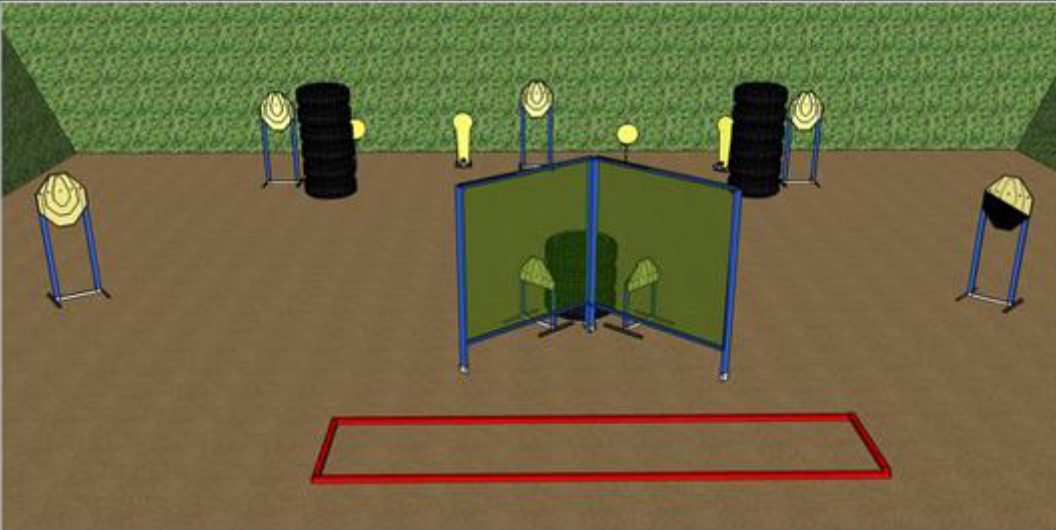


1. FAZNET

STAGE NUMBER:	1	RANGE NUMBER:	1	GOLDEN CITY <small>SHOOTING.COM</small>		Sponsored by: FAZNET							
START POSITION:	Shooter starts anywhere in the designated area. Firearm is loaded and holstered.												
STAGE PROCEDURE:	After the start signal engage targets whilst remaining within the designated area.												
	18		7		0		0		2		0		2
													

CoF	Comstock - Medium	Points	90 p
Targets	7 paper, 4 popper, Total 11 targets	Min rounds	18
Firearm	Handgun	Match-%	10.91%

Procedure	
Starting position	Gun loaded & holstered
Firearm ready condition	
Start on	Audible signal
Stop on	Last shot
Penalties	As per current edition of rules
Safety angles	L/R
Setup notes	








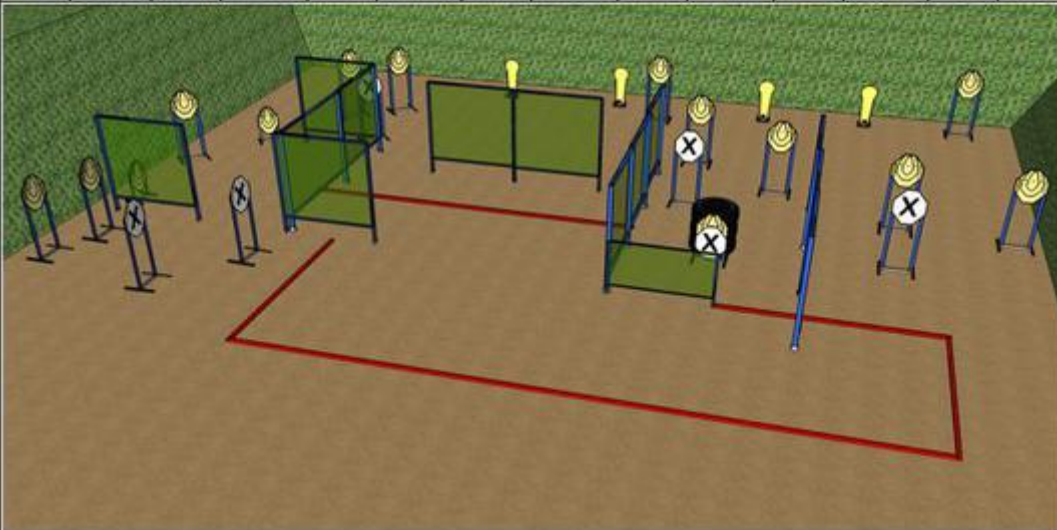
2. SPARTAN ARMS

STAGE NUMBER:	2	RANGE NUMBER:	2	GOLDEN CITY <small>SHOOTING CLUB</small>	Sponsored by: SPARTAN ARMS								
START POSITION:	Shooter starts anywhere in the designated area. Firearm is loaded and holstered. Back to targets and hands raised above shoulders with the palms facing forward when ready.												
STAGE PROCEDURE:	After the start signal engage targets whilst remaining within the designated area.												
	8		4		0		1		0		0		0

CoF	Comstock - Short	Points	40 p
Targets	4 paper, 1 no-shoot, Total 4 targets	Min rounds	8
Firearm	Handgun	Match-%	4.85%

Procedure	
Starting position	Gun loaded & holstered
Firearm ready condition	
Start on	Audible signal
Stop on	Last shot
Penalties	As per current edition of rules
Safety angles	L/R
Setup notes	

3. MOTRADE ENGINEERING

STAGE NUMBER:	3	RANGE NUMBER:	3	GOLDEN CITY <small>SHOOTING CLUB</small>	Sponsored by: MOTRADE								
START POSITION:	Shooter starts anywhere in the designated area. Firearm is loaded and holstered.												
STAGE PROCEDURE:	After the start signal engage targets whilst remaining within the designated area.												
	32		14		0		6		4		0		0
													

CoF	Comstock - Long	Points	160 p
Targets	14 paper, 4 popper, 6 no-shoot, Total 18 targets	Min rounds	32
Firearm	Handgun	Match-%	19.39%

Procedure	
Starting position	Gun loaded & holstered
Firearm ready condition	
Start on	Audible signal
Stop on	Last shot
Penalties	As per current edition of rules
Safety angles	L/R
Setup notes	

4. COMPLETE CABLING EQUIPMENT

STAGE NUMBER:	4	RANGE NUMBER:	4	GOLDEN CITY <small>www.gocub.com</small> Sponsored by: COMPLETE CABLING EQUIPMENT									
START POSITION:	Shooter starts seated with back against the backrest. Firearm is placed on the table pointing downrange. All magazines to be placed on drums.												
STAGE PROCEDURE:	After the start signal engage targets whilst remaining within the designated area. P1 activates mover S1. P2 activates mover S2. Both S1 and S2 remain visible.												
	18		6		0		2		0		6		0

CoF	Comstock - Medium	Points	90 p
Targets	6 paper, 6 popper, 2 no-shoot, Total 12 targets	Min rounds	18
Firearm	Handgun	Match-%	10.91%

Procedure	
Starting position	Gun loaded & holstered
Firearm ready condition	
Start on	Audible signal
Stop on	Last shot
Penalties	As per current edition of rules
Safety angles	L/R
Setup notes	








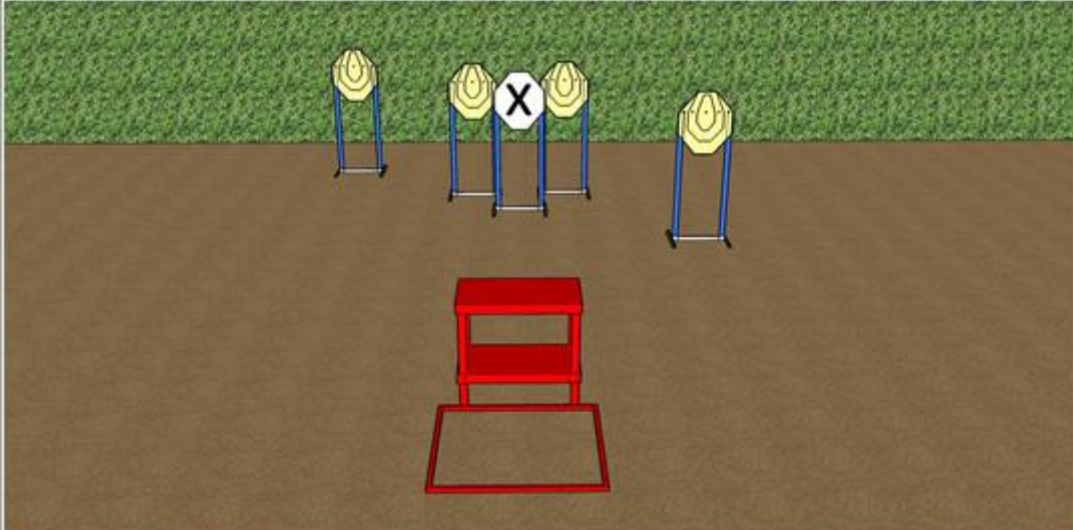
5. AD TACTICAL

STAGE NUMBER:	5	RANGE NUMBER:	5	GOLDEN CITY <small>SHOOTING CLUB</small>	Sponsored by: AD TACTICAL								
START POSITION:	Shooter starts anywhere in the designated area. Firearm is loaded and holstered.												
STAGE PROCEDURE:	After the start signal engage targets whilst remaining within the designated area.												
	24		12		0		3		0		0		0

CoF	Comstock - Medium	Points	120 p
Targets	12 paper, 3 no-shoot, Total 12 targets	Min rounds	24
Firearm	Handgun	Match-%	14.55%

Procedure	
Starting position	Gun loaded & holstered
Firearm ready condition	
Start on	Audible signal
Stop on	Last shot
Penalties	As per current edition of rules
Safety angles	L/R
Setup notes	








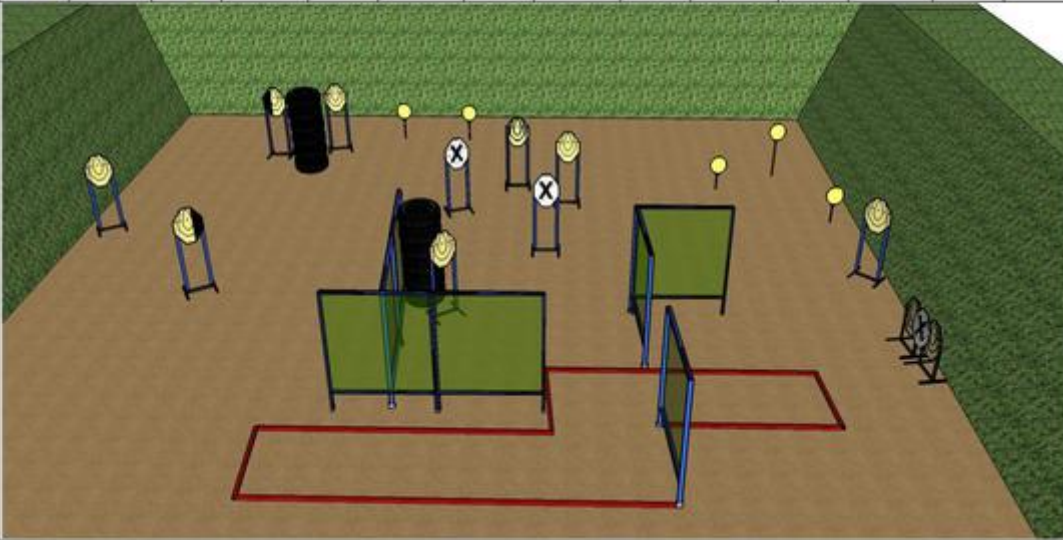
6. DEL FORNO - LEMON TREE

STAGE NUMBER:	6	RANGE NUMBER:	7	GOLDEN CITY	Sponsored by: DEL FORNO – LEMON TREE								
START POSITION:	Shooter starts anywhere in the designated area. Firearm is loaded with chamber empty and placed flat on the table pointing downrange.												
STAGE PROCEDURE:	After the start signal engage targets whilst remaining within the designated area. After loading engage targets using the strong hand unsupported.												
	8		4		0		1		0		0		0
													

CoF	Comstock - Short	Points	40 p
Targets	4 paper, 1 no-shoot, Total 4 targets	Min rounds	8
Firearm	Handgun	Match-%	4.85%

Procedure	
Starting position	Gun loaded & holstered
Firearm ready condition	
Start on	Audible signal
Stop on	Last shot
Penalties	As per current edition of rules
Safety angles	L/R
Setup notes	








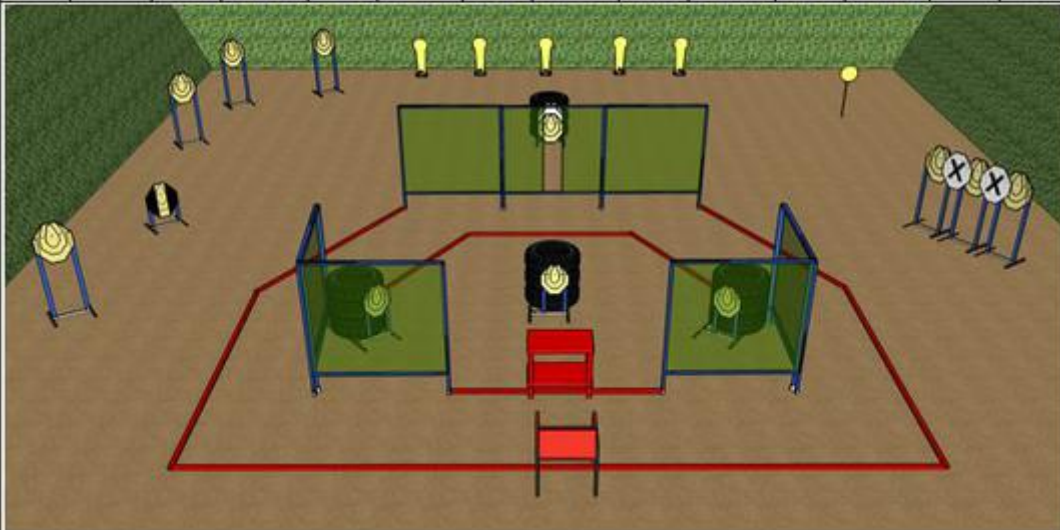
7. PROF ENGINEERING

STAGE NUMBER:	7	RANGE NUMBER:	8	GOLDEN CITY <small>SHOOTING CLUB</small>	Sponsored by: PROF ENGINEERING								
START POSITION:	Shooter starts anywhere in the designated area. Firearm is loaded and holstered.												
STAGE PROCEDURE:	After the start signal engage targets whilst remaining within the designated area.												
	25		10		0		3		0		0		5
													

CoF	Comstock - Long	Points	125 p
Targets	10 paper, 5 popper, 3 no-shoot, Total 15 targets	Min rounds	25
Firearm	Handgun	Match-%	15.15%

Procedure	
Starting position	Gun loaded & holstered
Firearm ready condition	
Start on	Audible signal
Stop on	Last shot
Penalties	As per current edition of rules
Safety angles	L/R
Setup notes	

8. SA BLOCK AFRIMAT

STAGE NUMBER:	8	RANGE NUMBER:	9	GOLDEN CITY <small>SHOOTING CLUB</small>	Sponsored by: SA BLOCK AFRIMAT								
START POSITION:	Shooter starts seated with back against the backrest. Firearm is loaded and placed flat on the table pointing downrange.												
STAGE PROCEDURE:	After the start signal engage targets whilst remaining within the designated area.												
	32		13		0		3		5		0		1
													

CoF	Comstock - Long	Points	160 p
Targets	13 paper, 6 popper, 3 no-shoot, Total 19 targets	Min rounds	32
Firearm	Handgun	Match-%	19.39%

Procedure	
Starting position	Gun loaded & holstered
Firearm ready condition	
Start on	Audible signal
Stop on	Last shot
Penalties	As per current edition of rules
Safety angles	L/R
Setup notes	