





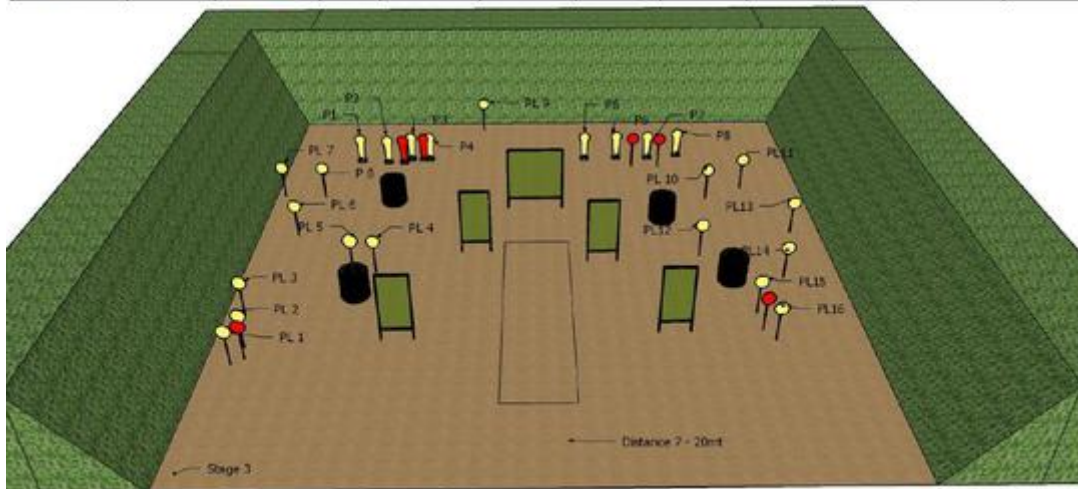


1. SA BLOCK AFRIMAT







| | | | | | | | | | | | |
|---|----------|--|-------------|---|---|---|-----|---|----|---|---|
| STAGE NO | 5 | COURSE TYPE | Long Course | | | RANGE NO | 9 | | | | |
| AMMUNITION | Birdshot | Shotgun Ready Condition | | Option 1 | | Maximum Points | 120 | | | | |
| START POSITION | | Shooter starts anywhere in demarcated area. Standing erect with the shotgun in the ready condition held in both hands as demonstrated. | | | | | | | | | |
| START PROCEDURE | | After start signal engage targets from within designated area. | | | | | | | | | |
|  | 24 |  | 0 |  | 0 |  | 8 |  | 16 |  | 6 |

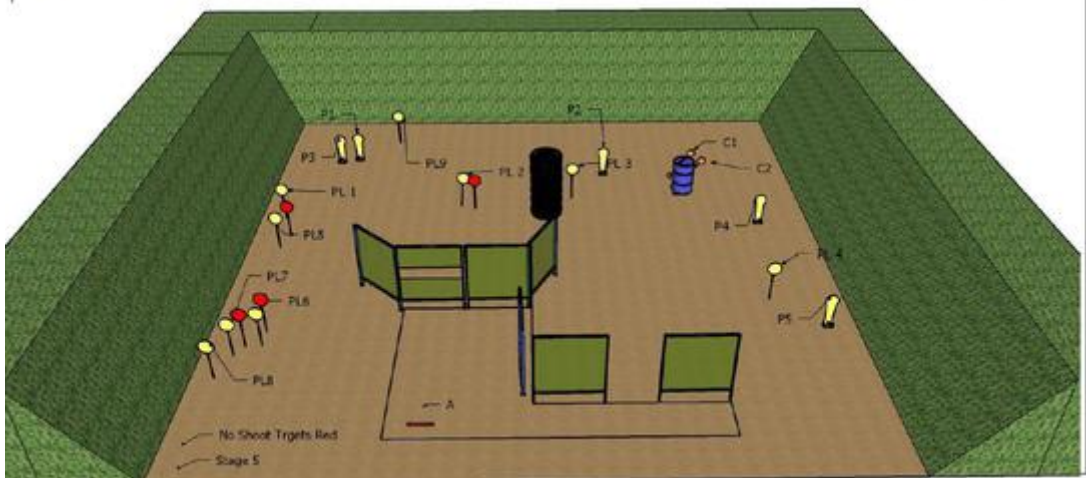


| | | | |
|---------|---|------------|--------|
| CoF | Comstock - Long | Points | 120 p |
| Targets | 24 popper, 6 no-shoot, Total 24 targets | Min rounds | 24 |
| Firearm | Shotgun | Match-% | 37.50% |

| | |
|-------------------------|---------------------------------|
| Procedure | |
| Starting position | Gun loaded & holstered |
| Firearm ready condition | |
| Start on | Audible signal |
| Stop on | Last shot |
| Penalties | As per current edition of rules |
| Safety angles | L/R |
| Setup notes | |

2. PROF ENGINEERING







| | | | | | | | | | | | |
|---|----------|--|---------------|---|---|---|----|---|---|---|---|
| STAGE NO | 6 | COURSE TYPE | Medium Course | | | RANGE NO | 8 | | | | |
| AMMUNITION | Birdshot | Shotgun Ready Condition | | Option 1 | | Maximum Points | 80 | | | | |
| START POSITION | | Shooter starts anywhere in demarcated area. Standing erect with the shotgun in the ready condition held in both hands as demonstrated. | | | | | | | | | |
| START PROCEDURE | | After start signal engage targets from within designated area. P2 activates C1,C2. Which remain visible. | | | | | | | | | |
|  | 16 |  | 2 |  | 5 |  | 0 |  | 9 |  | 4 |

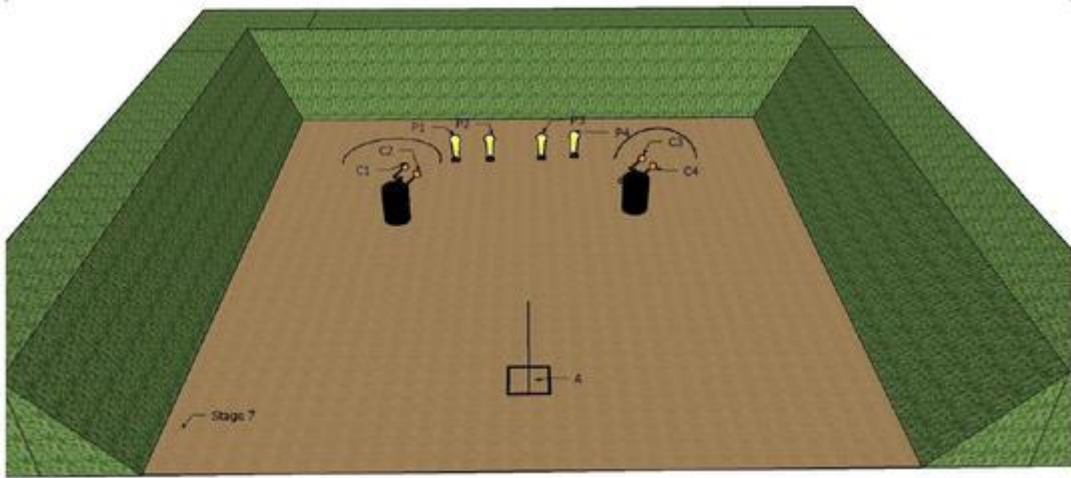


| | | | |
|---------|--|------------|--------|
| CoF | Comstock - Medium | Points | 80 p |
| Targets | 14 popper, 2 frangible, 4 no-shoot, Total 16 targets | Min rounds | 16 |
| Firearm | Shotgun | Match-% | 25.00% |

| | |
|-------------------------|---------------------------------|
| Procedure | |
| Starting position | Gun loaded & holstered |
| Firearm ready condition | |
| Start on | Audible signal |
| Stop on | Last shot |
| Penalties | As per current edition of rules |
| Safety angles | L/R |
| Setup notes | |

3. DEL FORNO LEMON TREE







| | | | | | | | | | | | | |
|---|----------|--|--------------|---|----------|---|---|---|---|---|----|--|
| STAGE NO | 7 | COURSE TYPE | Short Course | | | RANGE NO | | | 7 | | | |
| AMMUNITION | Birdshot | Shotgun Ready Condition | | | Option 2 | | | Maximum Points | | | 40 | |
| START POSITION | | Shooter starts anywhere in demarcated area. Standing erect with the shotgun in the ready condition held in both hands as demonstrated. | | | | | | | | | | |
| START PROCEDURE | | After start signal engage targets from within designated area. P1 activates C1,C2,C4 and C4, which remain visible. | | | | | | | | | | |
|  | 8 |  | 4 |  | 4 |  | 0 |  | 0 |  | 0 | |

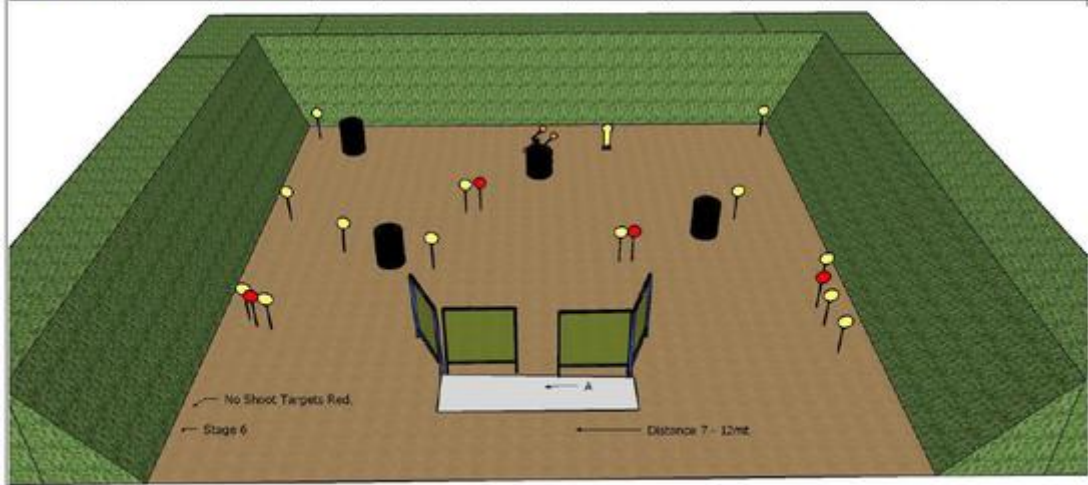


| | | | |
|---------|--|------------|--------|
| CoF | Comstock - Short | Points | 40 p |
| Targets | 4 popper, 4 frangible, Total 8 targets | Min rounds | 8 |
| Firearm | Shotgun | Match-% | 12.50% |

| | |
|-------------------------|---------------------------------|
| Procedure | |
| Starting position | Gun loaded & holstered |
| Firearm ready condition | |
| Start on | Audible signal |
| Stop on | Last shot |
| Penalties | As per current edition of rules |
| Safety angles | L/R |
| Setup notes | |

4. TOYOTA - BEDFORDVIEW

| | | | | | | | | | | | | |
|---|----------|--|--------------|---|----------|---|---|---|----|---|----|--|
| STAGE NO | 8 | COURSE TYPE | Short Course | | | RANGE NO | | | 6 | | | |
| AMMUNITION | Birdshot | Shotgun Ready Condition | | | Option 1 | | | Maximum Points | | | 80 | |
| START POSITION | | Shooter starts anywhere in demarcated area. Standing erect with the shotgun in the ready condition held in both hands as demonstrated. | | | | | | | | | | |
| START PROCEDURE | | After start signal engage targets from within designated area. P1 activates Swinger C1 and C2. Both remain visible. | | | | | | | | | | |
|  | 16 |  | 2 |  | 1 |  | 0 |  | 13 |  | 4 | |



| | | | |
|---------|--|------------|--------|
| CoF | Comstock - Medium | Points | 80 p |
| Targets | 14 popper, 2 frangible, 4 no-shoot, Total 16 targets | Min rounds | 16 |
| Firearm | Shotgun | Match-% | 25.00% |

| | |
|-------------------------|---------------------------------|
| Procedure | |
| Starting position | Gun loaded & holstered |
| Firearm ready condition | |
| Start on | Audible signal |
| Stop on | Last shot |
| Penalties | As per current edition of rules |
| Safety angles | L/R |
| Setup notes | |