

1. FAZNET

STAGE NUMBER:	1	RANGE NUMBER:	1	GOLDEN CITY <small>www.goc.com</small>	Sponsored by: FAZNET								
START POSITION:	Shooter starts anywhere in the designated area.												
STAGE PROCEDURE:	After the audible start signal engage targets. P1 activates mover S1 which remains visible.												
	28		12		0		5		4		0		0

CoF	Comstock - Long	Points	140 p
Targets	12 paper, 4 popper, 5 no-shoot, Total 16 targets	Min rounds	28
Firearm	Handgun	Match-%	16.97%

Procedure	
Starting position	Gun loaded & holstered
Firearm ready condition	
Start on	Audible signal
Stop on	Last shot
Penalties	As per current edition of rules
Safety angles	L/R
Setup notes	

2. SPARTAN ARMS

STAGE NUMBER:	2	RANGE NUMBER:	2	GOLDEN CITY <small>SHOOTING CLUB</small>	Sponsored by: SPARTAN ARMS								
START POSITION:	Shooter starts anywhere in the designated area.												
STAGE PROCEDURE:	After the audible start signal engage targets.												
	12		0		5		0		0		0		2

CoF	Comstock - Short	Points	60 p
Targets	5 paper, 2 popper, Total 7 targets	Min rounds	12
Firearm	Handgun	Match-%	7.27%

Procedure	
Starting position	Gun loaded & holstered
Firearm ready condition	
Start on	Audible signal
Stop on	Last shot
Penalties	As per current edition of rules
Safety angles	L/R
Setup notes	

3. MOTRADE

STAGE NUMBER:	3	RANGE NUMBER:	3	GOLDEN CITY <small>SHOOTING CLUB</small>	Sponsored by: MOTRADE								
START POSITION:	Shooter starts anywhere in the designated area.												
STAGE PROCEDURE:	After the audible start signal engage targets. P1 activates mover S8 which remains visible.												
	24		8		0		2		1		0		7

CoF	Comstock - Medium	Points	120 p
Targets	8 paper, 8 popper, 2 no-shoot, Total 16 targets	Min rounds	24
Firearm	Handgun	Match-%	14.55%

Procedure	
Starting position	Gun loaded & holstered
Firearm ready condition	
Start on	Audible signal
Stop on	Last shot
Penalties	As per current edition of rules
Safety angles	L/R
Setup notes	

4. COMPLETE CABLING EQUIPMENT

STAGE NUMBER:	4	RANGE NUMBER:	4	GOLDEN CITY Sponsored by: COMPLETE CABLING EQUIPMENT									
START POSITION:	Shooter starts anywhere in the designated area. Firearm is loaded with an empty chamber.												
STAGE PROCEDURE:	After the audible start signal engage targets.												
	24		10		0		0		0		4		0

CoF	Comstock - Medium	Points	120 p
Targets	10 paper, 4 popper, Total 14 targets	Min rounds	24
Firearm	Handgun	Match-%	14.55%

Procedure	
Starting position	Gun loaded & holstered
Firearm ready condition	
Start on	Audible signal
Stop on	Last shot
Penalties	As per current edition of rules
Safety angles	L/R
Setup notes	

5. AD TACTICAL

STAGE NUMBER:	5	RANGE NUMBER:	5	GOLDEN CITY <small>SHOOTING CLUB</small>	Sponsored by: AD TACTICAL								
START POSITION:	Shooter starts anywhere in the designated area.												
STAGE PROCEDURE:	After the audible start signal engage targets.												
	24		10		0		3		0		4		0

CoF	Comstock - Medium	Points	120 p
Targets	10 paper, 4 popper, 3 no-shoot, Total 14 targets	Min rounds	24
Firearm	Handgun	Match-%	14.55%

Procedure	
Starting position	Gun loaded & holstered
Firearm ready condition	
Start on	Audible signal
Stop on	Last shot
Penalties	As per current edition of rules
Safety angles	L/R
Setup notes	

6. DEL FORNO – LEMON TREE

STAGE NUMBER:	6	RANGE NUMBER:	6	GOLDEN CITY <small>SHOOTING CLUB</small>	Sponsored by: DEL FORNO – LEMON TREE								
START POSITION:	Shooter starts anywhere in the designated area on the platform. Firearm is unloaded.												
STAGE PROCEDURE:	After the audible start signal engage targets.												
	12		5		0		2		0		0		2

CoF	Comstock - Short	Points	60 p
Targets	5 paper, 2 popper, 2 no-shoot, Total 7 targets	Min rounds	12
Firearm	Handgun	Match-%	7.27%

Procedure	
Starting position	Gun loaded & holstered
Firearm ready condition	
Start on	Audible signal
Stop on	Last shot
Penalties	As per current edition of rules
Safety angles	L/R
Setup notes	








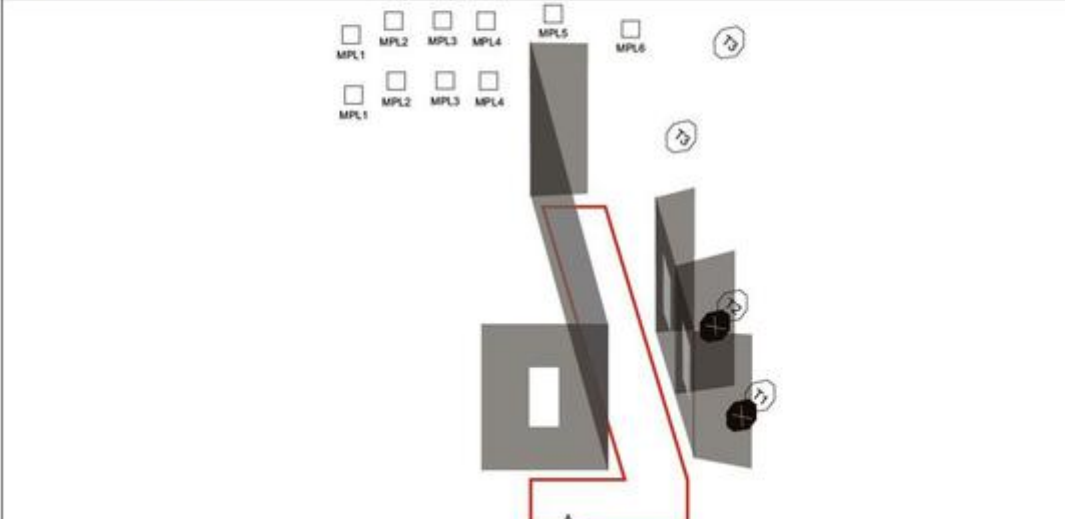
7. PROF ENGINEERING

STAGE NUMBER:	7	RANGE NUMBER:	8	GOLDEN CITY <small>SHOOTING CLUB</small>		Sponsored by: PROF ENGINEERING							
START POSITION:	Shooter starts with the toes of both feet touching the demarcated area at "A". Firearm is loaded and placed flat on the table in the demarcated area pointing downrange.												
STAGE PROCEDURE:	After the audible start signal engage targets. MP3 activates mover MS1 which remains visible.												
	23		0		5		0		0		7		6

CoF	Comstock - Medium	Points	115 p
Targets	5 paper, 13 popper, 1 no-shoot, Total 18 targets	Min rounds	23
Firearm	Handgun	Match-%	13.94%

Procedure	
Starting position	Gun loaded & holstered
Firearm ready condition	
Start on	Audible signal
Stop on	Last shot
Penalties	As per current edition of rules
Safety angles	L/R
Setup notes	

8. SA BLOCK AFRIMAT

STAGE NUMBER:	8	RANGE NUMBER:	9	GOLDEN CITY <small>EST. 1990</small>	Sponsored by: SA BLOCK AFRIMAT								
START POSITION:	Shooter starts with the heels of both feet touching the demarcated area at "A".												
STAGE PROCEDURE:	After the audible start signal engage targets.												
	18		4		0		2		0		0		10
													

CoF	Comstock - Medium	Points	90 p
Targets	4 paper, 10 popper, 2 no-shoot, Total 14 targets	Min rounds	18
Firearm	Handgun	Match-%	10.91%

Procedure	
Starting position	Gun loaded & holstered
Firearm ready condition	
Start on	Audible signal
Stop on	Last shot
Penalties	As per current edition of rules
Safety angles	L/R
Setup notes	