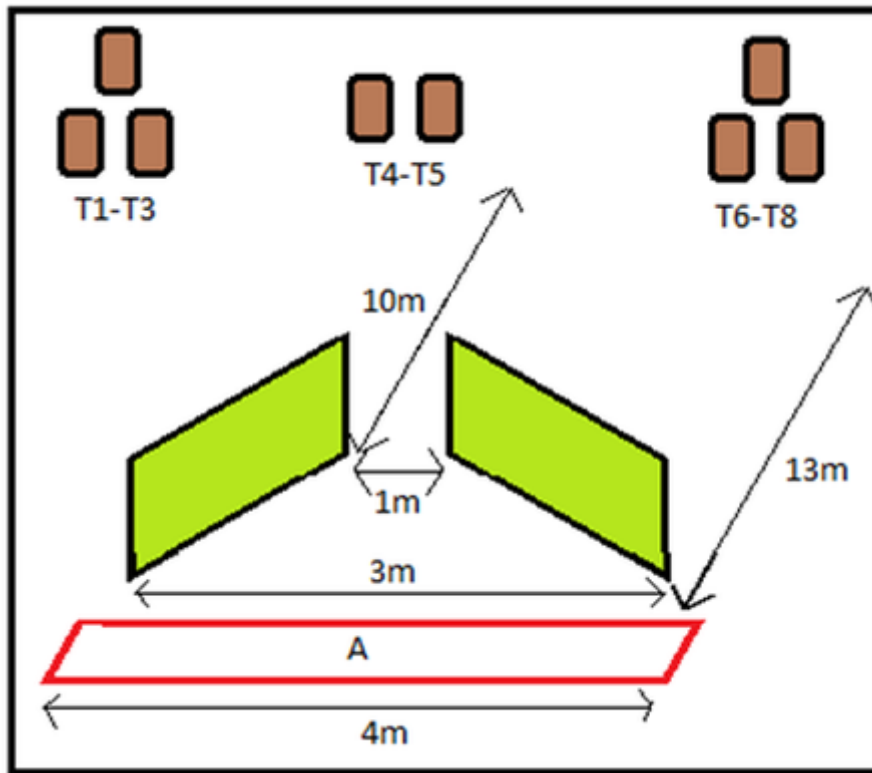


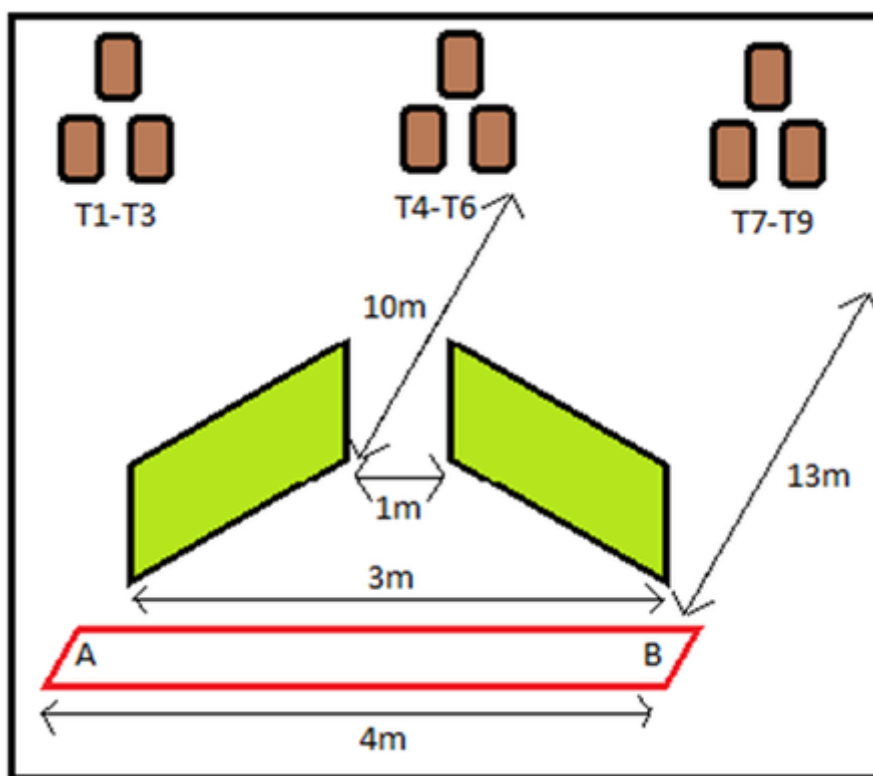
# 1. Stage 1



|         |                          |            |        |
|---------|--------------------------|------------|--------|
| CoF     | Comstock - Medium        | Points     | 80 p   |
| Targets | 8 paper, Total 8 targets | Min rounds | 16     |
| Firearm | Handgun                  | Match-%    | 43.24% |

|                         |   |
|-------------------------|---|
| Procedure               | Use Mini Targets. Standing upright at A. On the audible start signal shoot the targets freestyle with a minimum of two rounds on each. T1-T3 must be shot around left hand side barricade, T4 & T5 between the barricades. T6-T7 around right hand barricade. |
| Starting position       | LBR - Gun loaded & holstered. PCC Loaded held in two hands  |
| Firearm ready condition | Loaded  |
| Start on                | Audible signal  |
| Stop on                 | Last shot   |
| Penalties               | As per current edition of rules   |
| Safety angles           | 90/90/90 or Local Mar   |
| Setup notes             |   |

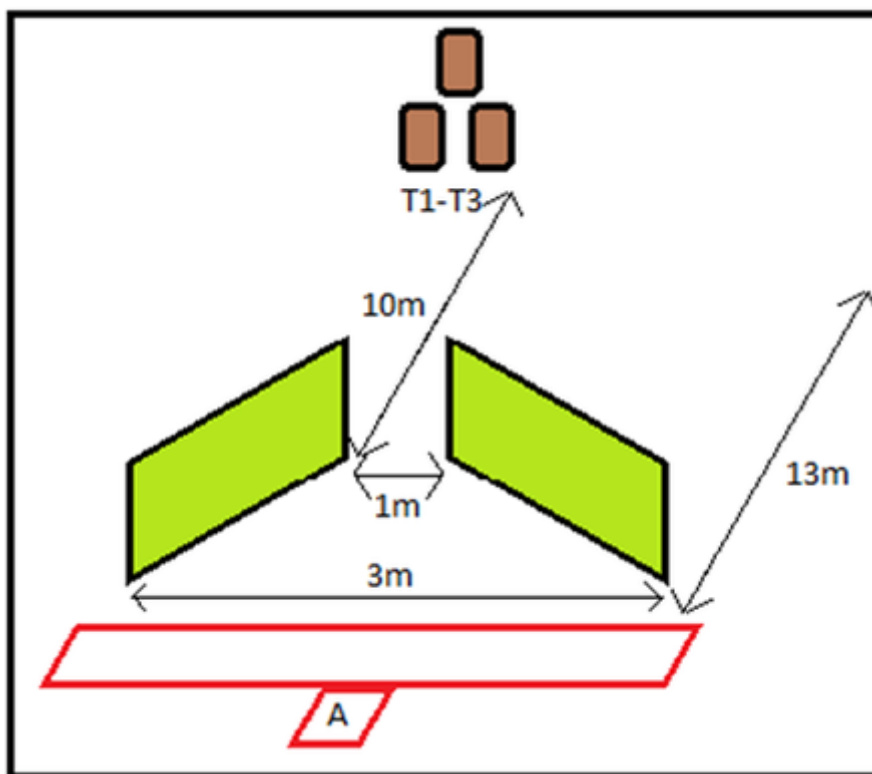
## 2. Stage 2



|         |                          |            |        |
|---------|--------------------------|------------|--------|
| CoF     | Comstock - Short         | Points     | 45 p   |
| Targets | 9 paper, Total 9 targets | Min rounds | 9      |
| Firearm | Handgun                  | Match-%    | 24.32% |

|                         |  |
|-------------------------|--|
| Procedure               | Use Mini Targets. Standing upright at either A or B. On the audible start signal shoot the targets with a minimum of one round on each from within the shooting area. T1-T3 around left hand side of left barricade, T4-T6 in between the barricades and T7-T9 around the right side of right barricade. |
| Starting position       | LBR Gun loaded & holstered. PCC held in two hands.   |
| Firearm ready condition | Loaded   |
| Start on                | Audible signal   |
| Stop on                 | Last shot  |
| Penalties               | As per current edition of rules  |
| Safety angles           | 90/90/90 or Local MAR  |
| Setup notes             | Use same set up for Stage 1 with an additional target in middle array.   |

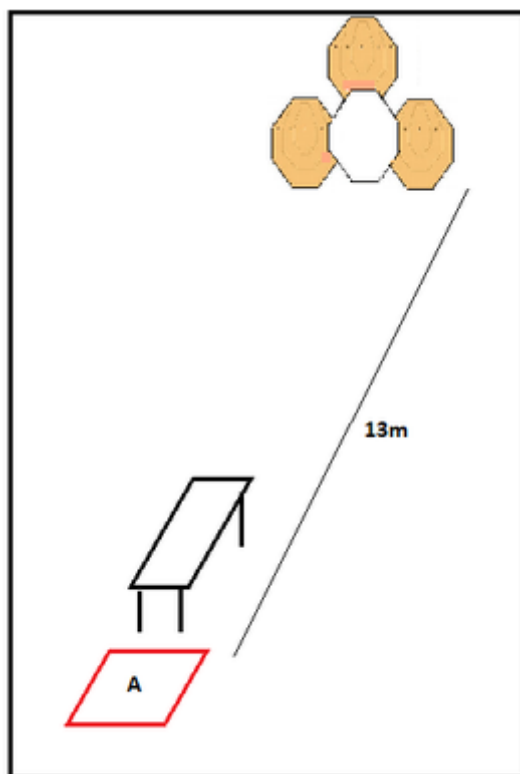
### 3. Stage 3



|         |                          |            |        |
|---------|--------------------------|------------|--------|
| CoF     | Comstock - Short         | Points     | 30 p   |
| Targets | 3 paper, Total 3 targets | Min rounds | 6      |
| Firearm | Handgun                  | Match-%    | 16.22% |

|                         |   |
|-------------------------|---|
| Procedure               | Use Mini Targets Standing upright within shooting area. On the audible start signal shoot the targets with a minimum of 2 rounds on each from within the shooting area. |
| Starting position       | LBR - Gun unloaded & holstered. PPC - Held in two hands at waist level.   |
| Firearm ready condition | Gun Unloaded.   |
| Start on                | Audible signal  |
| Stop on                 | Last shot   |
| Penalties               | As per current edition of rules   |
| Safety angles           | 90/90/90 or local MAR   |
| Setup notes             | Use middle array of stage 2.  |

## 4. Stage 4



|         |                                      |            |        |
|---------|--------------------------------------|------------|--------|
| CoF     | Comstock - Short                     | Points     | 30 p   |
| Targets | 3 paper, 1 no-shoot, Total 3 targets | Min rounds | 6      |
| Firearm | Handgun                              | Match-%    | 16.22% |

|                         |   |
|-------------------------|---|
| Procedure               | Use Mini Targets. Seated upright on chair with hands flat on thighs. Gun on table. On the audible start signal shoot targets with a minimum of two shots on each whilst remaining seated. Chair may face left or right. |
| Starting position       | Gun loaded and place wholly upon table.   |
| Firearm ready condition | Loaded  |
| Start on                | Audible signal  |
| Stop on                 | Last shot   |
| Penalties               | As per current edition of rules   |
| Safety angles           | 90/90/90 or Local MAR   |
| Setup notes             | Use left hand target array of stage 2. Add No Shoot to align with C/D score lines.  |