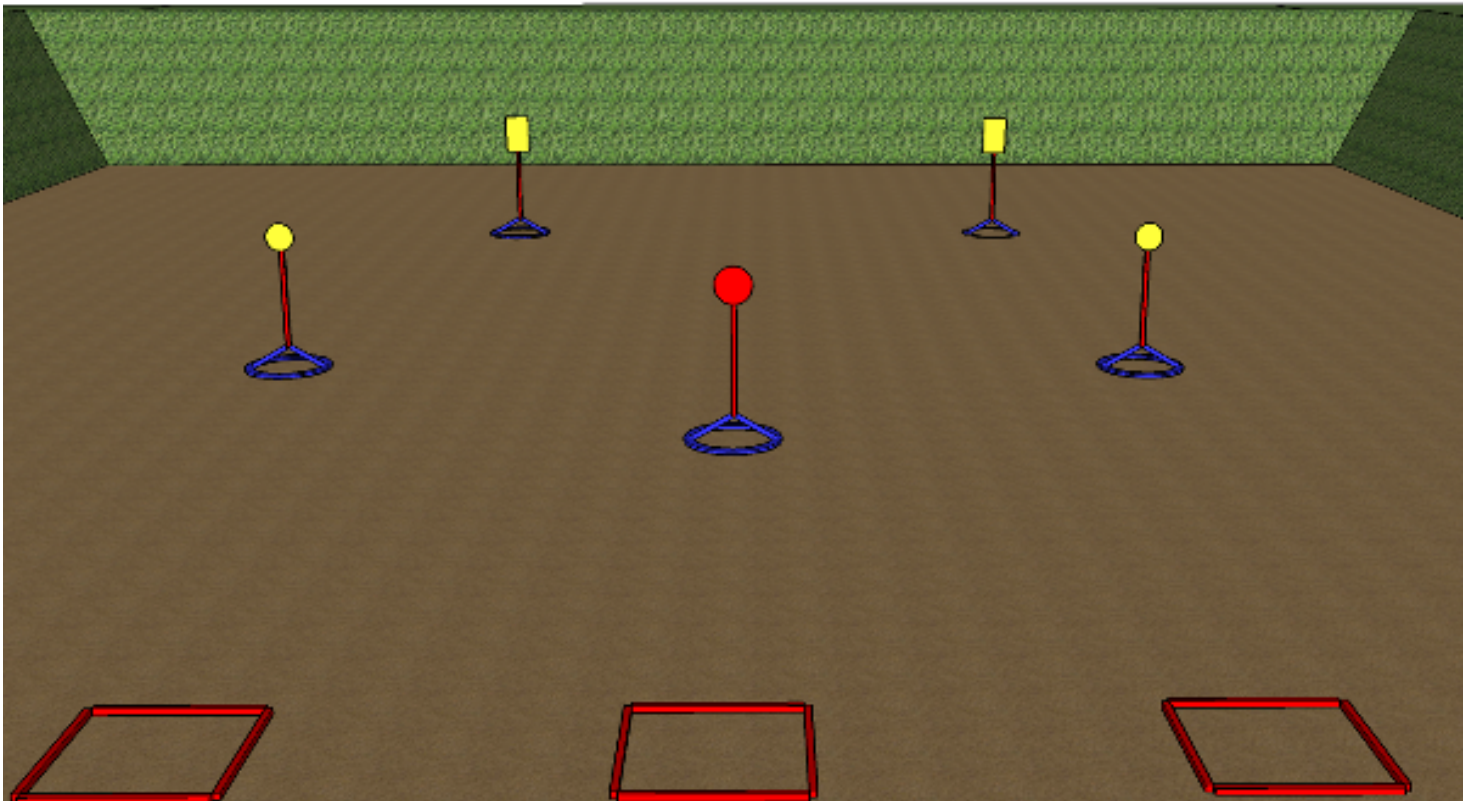


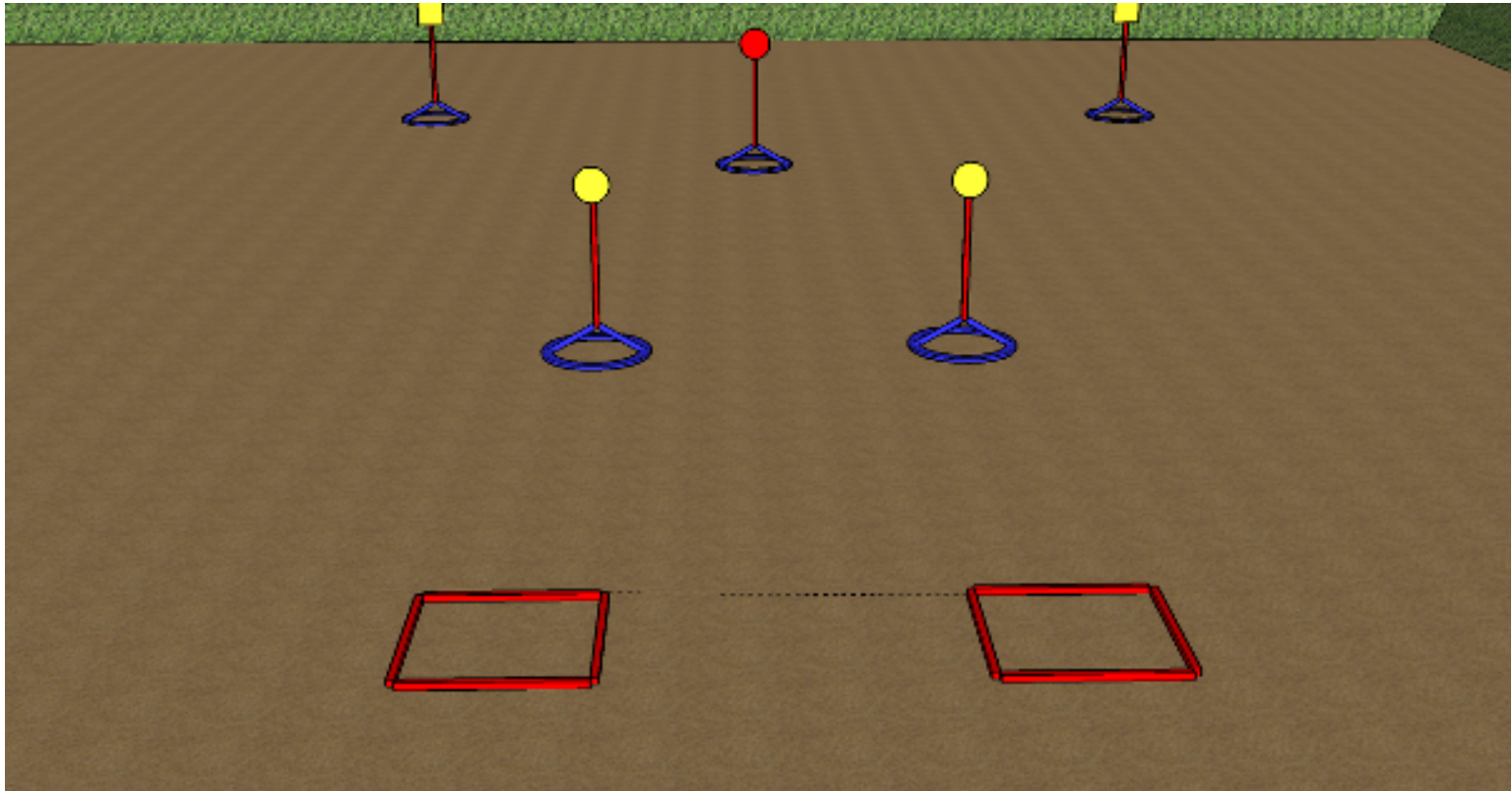
1. Outer Limits Range 3



Scoring	sound	Strings	The best 3 of 4 will be counted
Distance	54 feet to stop plate	Min rounds	20
Correction	0 sec		-

Procedure	On the audible start signal engage targets. The competitor will start on their weak side shooting box and will engage the 20 and 35 yard plates on the weak side of the centre line, move to the middle shooting box, while on the clock, and engage the remaining two plates and stop plate
Starting position	Shooter starts anywhere in the designated area hands are to be held in the surrender position with wrists and hands above the shoulders and fully visible from behind
Start on	Audible signal
Stop on	Last shot
Penalties	As per current edition of rules
Safety angles	L/R
Setup notes	


2. Showdown Range 4



Scoring	sound	Strings	The best 4 of 5 will be counted
Distance	36 feet to stop plate	Min rounds	25
Correction	0 sec		-

Procedure	On the audible start signal engage targets. Competitors are required to shoot three strings from one box and two strings from the other, shot in any combination.
Starting position	Shooter starts anywhere in the designated area hands are to be held in the surrender position with wrists and hands above the shoulders and fully visible from behind
Start on	Audible signal
Stop on	Last shot
Penalties	As per current edition of rules
Safety angles	L/R
Setup notes	

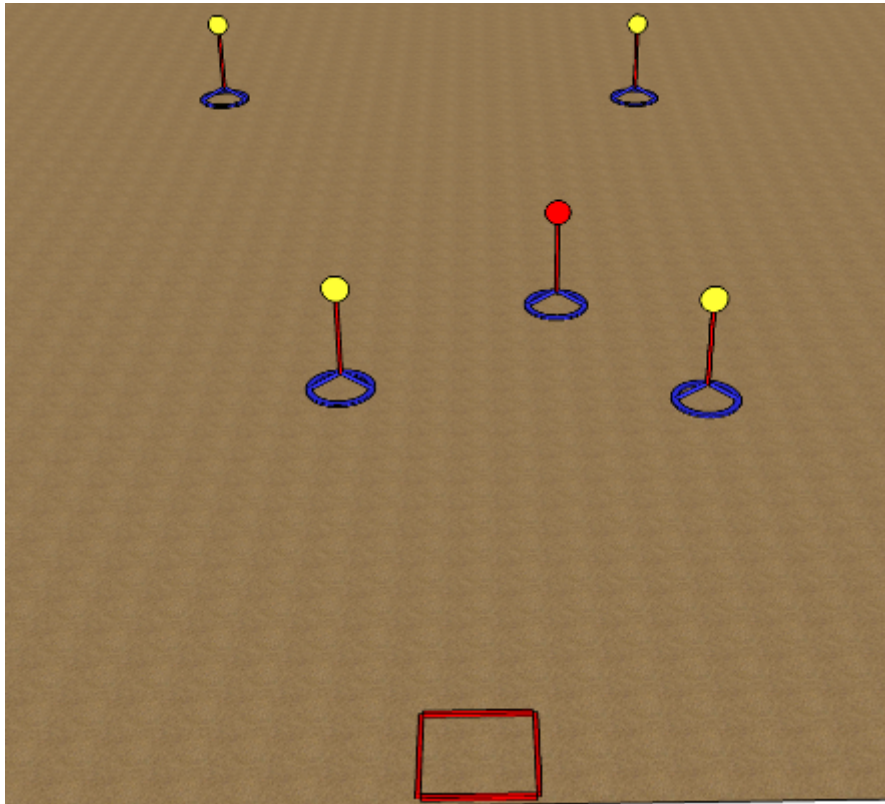
3. Smoke and Hope Range 5



Scoring	sound	Strings	The best 4 of 5 will be counted
Distance	42 feet to stop plate	Min rounds	25
Correction	0 sec		-

Procedure	On the audible start signal engage targets
Starting position	Shooter starts anywhere in the designated area hands are to be held in the surrender position with wrists and hands above the shoulders and fully visible from behind
Start on	Audible signal
Stop on	Last shot
Penalties	As per current edition of rules
Safety angles	L/R
Setup notes	

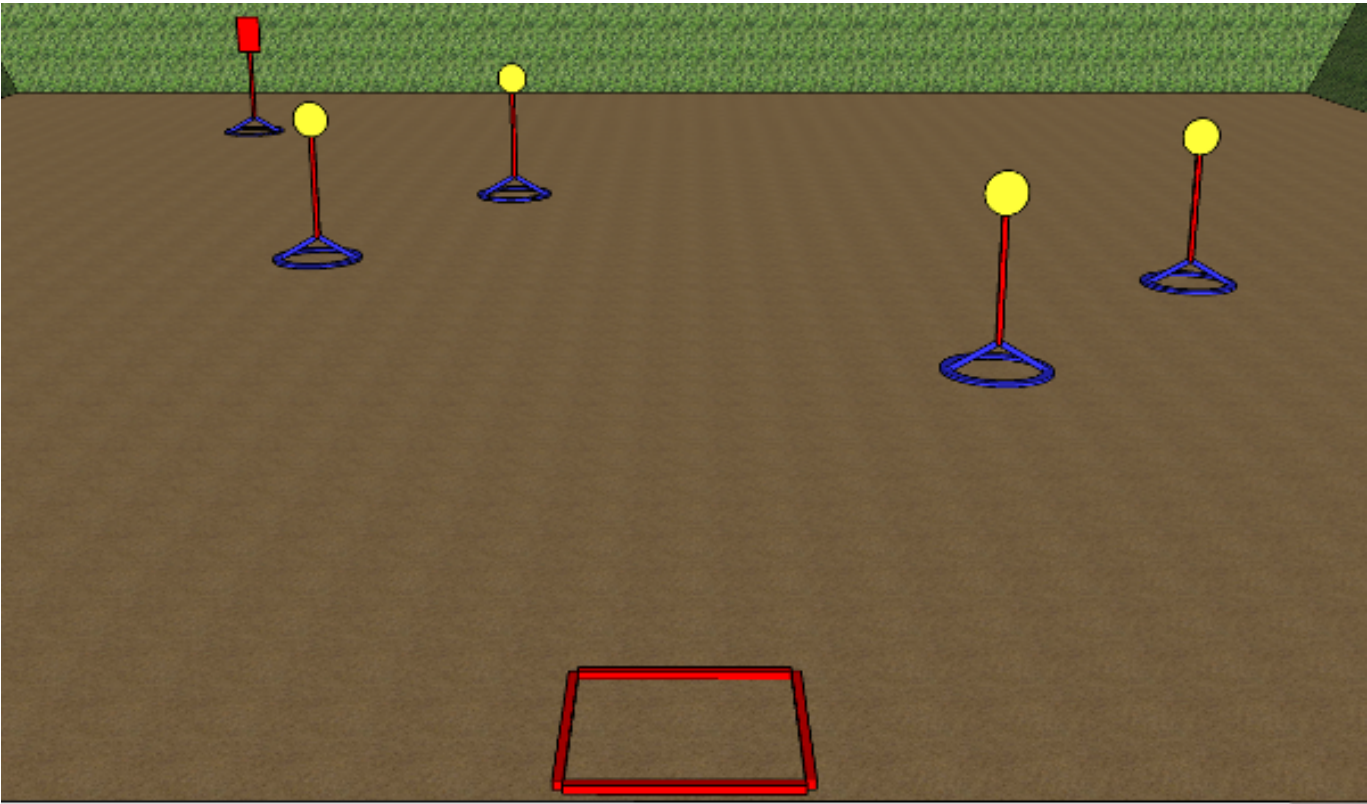
4. Round About Range 8



Scoring	sound	Strings	The best 4 of 5 will be counted
Distance	30 feet to stop plate	Min rounds	25
Correction	0 sec		-

Procedure	On the audible start signal engage targets
Starting position	Shooter starts anywhere in the designated area hands are to be held in the surrender position with wrists and hands above the shoulders and fully visible from behind
Start on	Audible signal
Stop on	Last shot
Penalties	As per current edition of rules
Safety angles	L/R
Setup notes	

5. Speed Option Range 9



Scoring	sound	Strings	The best 4 of 5 will be counted
Distance	105 feet to stop plate	Min rounds	25
Correction	0 sec		-

Procedure	On the audible start signal engage targets
Starting position	Shooter starts anywhere in the designated area hands are to be held in the surrender position with wrists and hands above the shoulders and fully visible from behind
Start on	Audible signal
Stop on	Last shot
Penalties	As per current edition of rules
Safety angles	L/R
Setup notes	


6. ACCELERATOR

No image

Scoring	sound	Strings	The best 4 of 5 will be counted
Distance	30 feet to stop plate	Min rounds	25
Correction	0 sec		-

Procedure	On the audible start signal engage targets.
Starting position	Shooter starts anywhere in the designated area hands are to be held in the "surrender" position with wrists and hands above the shoulders and fully visible from behind
Start on	Audible signal
Stop on	Last shot
Penalties	As per current edition of rules
Safety angles	L/R
Setup notes	

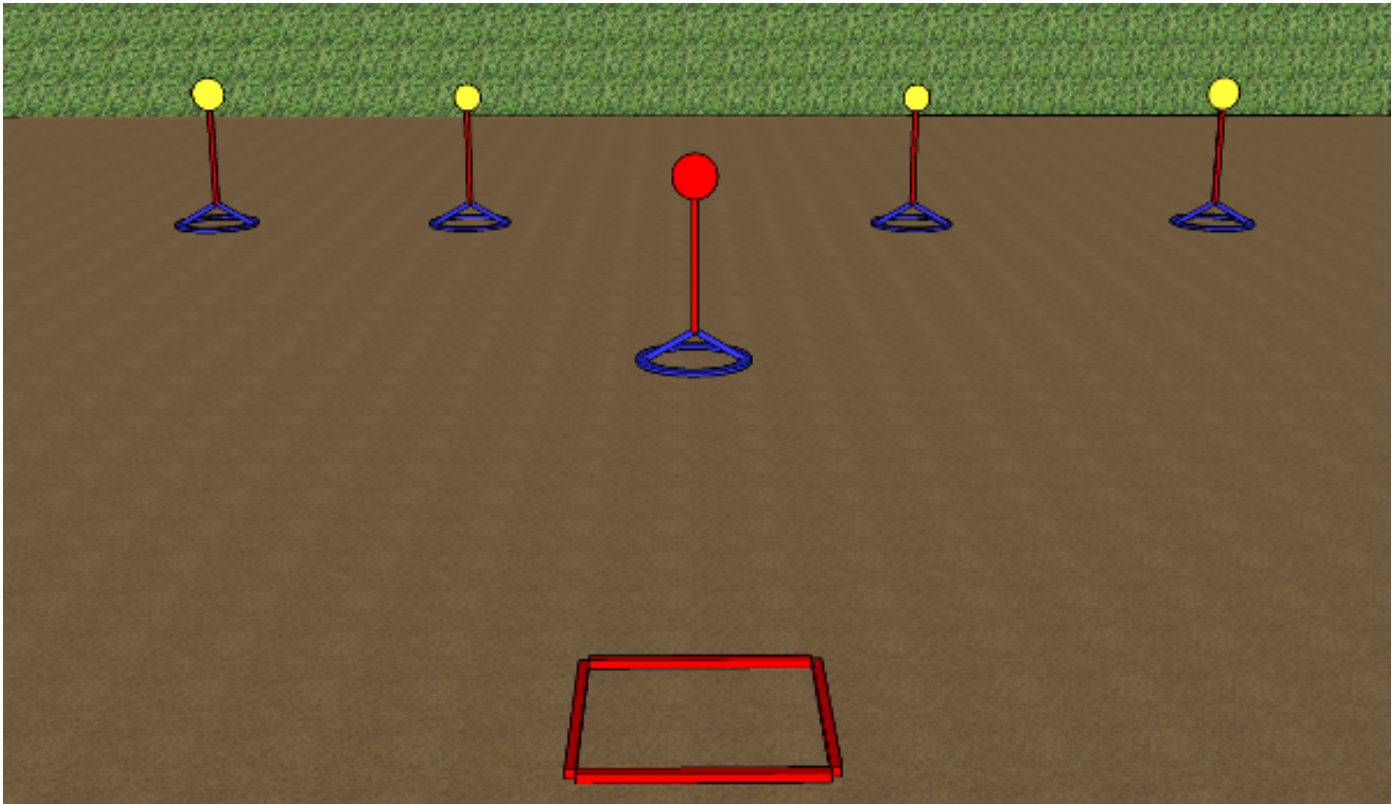
7. Five to Go Range 7



Scoring	sound	Strings	The best 4 of 5 will be counted
Distance	21 feet to stop plate	Min rounds	25
Correction	0 sec		-

Procedure	On the audible start signal engage targets
Starting position	Shooter starts anywhere in the designated area hands are to be held in the surrender position with wrists and hands above the shoulders and fully visible from behind
Start on	Audible signal
Stop on	Last shot
Penalties	As per current edition of rules
Safety angles	L/R
Setup notes	

8. Pendulum Range 6



Scoring	sound	Strings	The best 4 of 5 will be counted
Distance	21 feet to stop plate	Min rounds	25
Correction	0 sec		-

Procedure	On audible start signal engage targets
Starting position	Hands in surrender position
Start on	Audible signal
Stop on	Last shot
Penalties	As per current edition of rules
Safety angles	L/R
Setup notes	